

 **BOEING**
COMPONENT
MAINTENANCE MANUAL

TO: ALL HOLDERS OF FWD ENTRY AND SERVICE DOOR ASSEMBLY COMPONENT MAINTENANCE
MANUAL 52-11-06

REVISION NO. 6 DATED MAR 01/04

HIGHLIGHTS

Pages which have been added or revised are outlined below together with the highlights of the revision. Remove and insert the affected pages as listed and enter Revision No. and date to the Record of Revision Sheet.

CHAPTER/SECTION

AND PAGE NO.

DESCRIPTION OF CHANGE

TITLE PAGE

Added door assemblies 141T6121-41, -42, -43, -45, -46, -61 thru -64, -69, -70, -71, -75, -76, -79, -80, -83, -87, -88, -91 for a better fit.

1

501-502

REPAIR 1-1

601

REPAIR 2-1

601

REPAIR 3-1

601

REPAIR 4-1

601

REPAIR 6-1

601

REPAIR 7-1

601

REPAIR 8-1

604-608

REPAIR 9-1

601

705-711

801

1002-1033, 1043-1080D,

1080F-1086K

52-11-06

HIGHLIGHTS

01.1

Page 1

Mar 01/04

 **BOEING**
COMPONENT
MAINTENANCE MANUAL

CHAPTER/SECTION
AND PAGE NO.

DESCRIPTION OF CHANGE

301
401
REPAIR-GEN
601-602
REPAIR 1-1
601
REPAIR 2-1
601-602
REPAIR 3-1
601
REPAIR 4-1
601
REPAIR 5-1
601
REPAIR 6-1
601-602
REPAIR 7-1
601
REPAIR 8-1
601-609
REPAIR 9-1
601
701-705,709-711
801
901
1034-1040

Added clarifications and updated callouts.

52-11-06

HIGHLIGHTS

01.1

Page 2

Mar 01/04

FWD ENTRY AND SERVICE DOOR ASSEMBLY

PART NUMBERS 141T6121-1,-3,-41,-42,-43,-45,-46,
-61 THRU -64,-69,-70,-71,
-75,-76,-79,-80,-83,-87,
-88,-91,-105,-107,-113,
-115,-139,-141,-145 THRU
-148,-151
411T3016-9,-10

COMPONENT MAINTENANCE MANUAL
WITH
ILLUSTRATED PARTS LIST

52-11-06

TITLE PAGE

Page 1

Mar 01/04

01.1

REVISION RECORD

- Retain this record in front of manual. On receipt of revision, insert revised pages in the manual, and enter revision number, date inserted and initial.

REVISION NUMBER	REVISION DATE	DATE FILED	BY	REVISION NUMBER	REVISION DATE	DATE FILED	BY

52-11-06

REVISION RECORD

01.1

Page 1

Dec 01/97

PAGE	DATE	CODE	PAGE	DATE	CODE
52-11-06			REPAIR-GENERAL		
			*601	MAR 01/04	01.1
			*602	MAR 01/04	01.1
TITLE PAGE			REPAIR 1-1		
*1	MAR 01/04	01.1	*601	MAR 01/04	01.1
2	BLANK		602	BLANK	
REVISION RECORD			REPAIR 2-1		
1	DEC 01/97	01.1	*601	MAR 01/04	01.1
2	BLANK		*602	MAR 01/04	01.1
TR & SB RECORD			REPAIR 3-1		
1	DEC 01/97	01.1	*601	MAR 01/04	01.1
2	BLANK		602	BLANK	
LIST OF EFFECTIVE PAGES			REPAIR 4-1		
*1	MAR 01/04	01	*601	MAR 01/04	01.1
THRU LAST PAGE			602	BLANK	
CONTENTS			REPAIR 5-1		
1	DEC 01/97	01.1	*601	MAR 01/04	01.1
2	BLANK		602	BLANK	
INTRODUCTION			REPAIR 6-1		
1	DEC 01/97	01.1	*601	MAR 01/04	01.1
2	BLANK		*602	MAR 01/04	01.1
DESCRIPTION & OPERATION			REPAIR 7-1		
1	DEC 01/97	01.1	*601	MAR 01/04	01.1
2	BLANK		602	BLANK	
DISASSEMBLY			REPAIR 8-1		
*301	MAR 01/04	01.1	*601	MAR 01/04	01.1
302	BLANK		*602	MAR 01/04	01.1
CLEANING			*603	MAR 01/04	01.1
*401	MAR 01/04	01.1	*604	MAR 01/04	01.1
402	BLANK		*605	MAR 01/04	01.1
CHECK			*606	MAR 01/04	01.1
*501	MAR 01/04	01.1	*607	MAR 01/04	01.1
*502	MAR 01/04	01.1	*608	MAR 01/04	01.1
			*609	MAR 01/04	01.1
			*610	BLANK	

* = REVISED, ADDED OR DELETED

52-11-06

EFFECTIVE PAGES
CONTINUED Page 1
01 Mar 01/04

PAGE	DATE	CODE	PAGE	DATE	CODE
REPAIR 9-1			ILLUSTRATED PARTS LIST		CONT.
*601	MAR 01/04	01.1	*1017	MAR 01/04	01.1
602	BLANK		*1018	MAR 01/04	01.1
ASSEMBLY			*1019	MAR 01/04	01.1
*701	MAR 01/04	01.1	*1020	MAR 01/04	01.1
*702	MAR 01/04	01.1	*1021	MAR 01/04	01.1
*703	MAR 01/04	01.1	*1022	MAR 01/04	01.1
*704	MAR 01/04	01.1	*1023	MAR 01/04	01.1
*705	MAR 01/04	01.1	*1024	MAR 01/04	01.1
*706	MAR 01/04	01.1	*1025	MAR 01/04	01.1
*707	MAR 01/04	01.1	*1026	MAR 01/04	01.1
*708	MAR 01/04	01.1	*1027	MAR 01/04	01.1
*709	MAR 01/04	01.1	*1028	MAR 01/04	01.1
*710	MAR 01/04	01.1	*1029	MAR 01/04	01.1
*711	MAR 01/04	01.1	*1030	MAR 01/04	01.1
*712	BLANK		*1031	MAR 01/04	01.1
FITS AND CLEARANCES			*1032	MAR 01/04	01.1
*801	MAR 01/04	01.1	*1033	MAR 01/04	01.1
802	BLANK		*1034	MAR 01/04	01.1
SPECIAL TOOLS			*1035	MAR 01/04	01.1
*901	MAR 01/04	01.1	*1036	MAR 01/04	01.1
902	BLANK		*1037	MAR 01/04	01.1
ILLUSTRATED PARTS LIST			*1038	MAR 01/04	01.1
1001	DEC 01/97	01.1	*1039	MAR 01/04	01.1
*1002	MAR 01/04	01.1	*1040	MAR 01/04	01.1
*1003	MAR 01/04	01.1	*1041	MAR 01/04	01.1
*1004	MAR 01/04	01.1	*1042	MAR 01/04	01.1
*1005	MAR 01/04	01.1	*1043	MAR 01/04	01.1
*1006	MAR 01/04	01.1	*1044	MAR 01/04	01.1
*1007	MAR 01/04	01.1	*1045	MAR 01/04	01.1
*1008	MAR 01/04	01.1	*1046	MAR 01/04	01.1
*1009	MAR 01/04	01.1	*1047	MAR 01/04	01.1
*1010	MAR 01/04	01.1	*1048	MAR 01/04	01.1
*1011	MAR 01/04	01.1	*1049	MAR 01/04	01.1
*1012	MAR 01/04	01.1	*1050	MAR 01/04	01.1
*1013	MAR 01/04	01.1	*1051	MAR 01/04	01.1
*1014	MAR 01/04	01.1	*1052	MAR 01/04	01.1
*1015	MAR 01/04	01.1	*1053	MAR 01/04	01.1
*1016	MAR 01/04	01.1	*1054	MAR 01/04	01.1
			*1055	MAR 01/04	01.1
			*1056	MAR 01/04	01.1
			*1057	MAR 01/04	01.1
			*1058	MAR 01/04	01.1

* = REVISED, ADDED OR DELETED

52-11-06

EFFECTIVE PAGES
 CONTINUED Page 2
 01 Mar 01/04



BOEING
COMPONENT
MAINTENANCE MANUAL

PAGE	DATE	CODE	PAGE	DATE	CODE
ILLUSTRATED PARTS LIST		CONT.	ILLUSTRATED PARTS LIST		CONT.
*1059	MAR 01/04	01.1	*1080U	MAR 01/04	01.1
*1060	MAR 01/04	01.1	*1080V	MAR 01/04	01.1
*1061	MAR 01/04	01.1	*1080W	MAR 01/04	01.1
*1062	MAR 01/04	01.1	*1080X	MAR 01/04	01.1
*1063	MAR 01/04	01.1	*1080Y	MAR 01/04	01.1
*1064	MAR 01/04	01.1	*1080Z	MAR 01/04	01.1
*1065	MAR 01/04	01.1	*1081	MAR 01/04	01.1
*1066	MAR 01/04	01.1	*1082	MAR 01/04	01.1
*1067	MAR 01/04	01.1	*1082A	MAR 01/04	01.1
*1068	MAR 01/04	01.1	*1082B	MAR 01/04	01.1
*1069	MAR 01/04	01.1	*1082C	MAR 01/04	01.1
*1070	MAR 01/04	01.1	*1082D	MAR 01/04	01.1
*1071	MAR 01/04	01.1	*1082E	MAR 01/04	01.1
*1072	MAR 01/04	01.1	*1082F	MAR 01/04	01.1
*1073	MAR 01/04	01.1	*1082G	MAR 01/04	01.1
*1074	MAR 01/04	01.1	*1082H	MAR 01/04	01.1
*1075	MAR 01/04	01.1	*1082I	MAR 01/04	01.1
*1076	MAR 01/04	01.1	*1082J	MAR 01/04	01.1
*1077	MAR 01/04	01.1	*1082K	MAR 01/04	01.1
*1078	MAR 01/04	01.1	*1082L	MAR 01/04	01.1
*1079	MAR 01/04	01.1	*1082M	MAR 01/04	01.1
*1080	MAR 01/04	01.1	*1082N	MAR 01/04	01.1
*1080A	MAR 01/04	01.1	*1082O	MAR 01/04	01.1
*1080B	MAR 01/04	01.1	*1082P	MAR 01/04	01.1
*1080C	MAR 01/04	01.1	*1082Q	MAR 01/04	01.1
*1080D	MAR 01/04	01.1	*1082R	MAR 01/04	01.1
*1080E	BLANK		*1082S	MAR 01/04	01.1
*1080F	MAR 01/04	01.1	*1082T	MAR 01/04	01.1
*1080G	MAR 01/04	01.1	*1082U	MAR 01/04	01.1
*1080H	MAR 01/04	01.1	*1082V	MAR 01/04	01.1
*1080I	MAR 01/04	01.1	*1082W	MAR 01/04	01.1
*1080J	MAR 01/04	01.1	*1082X	MAR 01/04	01.1
*1080K	MAR 01/04	01.1	*1082Y	MAR 01/04	01.1
*1080L	MAR 01/04	01.1	*1082Z	MAR 01/04	01.1
*1080M	MAR 01/04	01.1	*1083	MAR 01/04	01.1
*1080N	MAR 01/04	01.1	*1084	MAR 01/04	01.1
*1080O	MAR 01/04	01.1	*1084A	MAR 01/04	01.1
*1080P	MAR 01/04	01.1	*1084B	MAR 01/04	01.1
*1080Q	MAR 01/04	01.1	*1084C	MAR 01/04	01.1
*1080R	MAR 01/04	01.1	*1084D	MAR 01/04	01.1
*1080S	MAR 01/04	01.1	*1084E	MAR 01/04	01.1
*1080T	MAR 01/04	01.1	*1084F	MAR 01/04	01.1

* = REVISED, ADDED OR DELETED

52-11-06

EFFECTIVE PAGES
CONTINUED Page 3
01 Mar 01/04

PAGE	DATE	CODE	PAGE	DATE	CODE
ILLUSTRATED	PARTS LIST	CONT.			
*1084G	MAR 01/04	01.1			
*1084H	MAR 01/04	01.1			
*1084I	MAR 01/04	01.1			
*1084J	MAR 01/04	01.1			
*1084K	MAR 01/04	01.1			
*1084L	MAR 01/04	01.1			
*1084M	MAR 01/04	01.1			
*1084N	MAR 01/04	01.1			
*1084O	MAR 01/04	01.1			
*1084P	MAR 01/04	01.1			
*1084Q	MAR 01/04	01.1			
*1084R	MAR 01/04	01.1			
*1084S	MAR 01/04	01.1			
*1084T	MAR 01/04	01.1			
*1084U	MAR 01/04	01.1			
*1084V	MAR 01/04	01.1			
*1084W	MAR 01/04	01.1			
*1084X	MAR 01/04	01.1			
*1084Y	MAR 01/04	01.1			
*1084Z	MAR 01/04	01.1			
*1085	MAR 01/04	01.1			
*1086	MAR 01/04	01.1			
*1086A	MAR 01/04	01.1			
*1086B	MAR 01/04	01.1			
*1086C	MAR 01/04	01.1			
*1086D	MAR 01/04	01.1			
*1086E	MAR 01/04	01.1			
*1086F	MAR 01/04	01.1			
*1086G	MAR 01/04	01.1			
*1086H	MAR 01/04	01.1			
*1086I	MAR 01/04	01.1			
*1086J	MAR 01/04	01.1			
*1086K	MAR 01/04	01.1			
*1086L	BLANK				

* = REVISED, ADDED OR DELETED

52-11-06

EFFECTIVE PAGES
LAST PAGE Page 4
01 Mar 01/04

TABLE OF CONTENTS

<u>Paragraph Title</u>	<u>Page</u>
Description and Operation.	1
Testing and Trouble Shooting (not applicable)	
Disassembly.	301
Cleaning	401
Check.	501
Repair	601
Assembly	701
Fits and Clearances.	801
Special Tools.	901
Illustrated Parts List	1001

52-11-06

CONTENTS
Page 1
Dec 01/97

01.1

INTRODUCTION

The instructions in this manual provide the information necessary to perform maintenance functions ranging from simple checks and replacement to complete shop-type repair.

This manual is divided into separate sections:

- | | |
|--|------------------------------|
| 1. Title Page | 4. List of Effective Pages |
| 2. Record of Revisions | 5. Table of Contents |
| 3. Temporary Revision &
Service Bulletin Record | 6. Introduction |
| | 7. Procedures & IPL Sections |

Refer to the Table of Contents for the page location of applicable sections. An asterisked flagnote *[] in place of the page number indicates that no special instructions are provided since the function can be performed using standard industry practices.

The beginning of the REPAIR section includes a list of the separate repairs, a list of applicable standard Boeing practices, and an explanation of the True Position Dimensioning symbols used.

An explanation of the use of the Illustrated Parts List is provided in the Introduction to that section.

All weights and measurements used in the manual are in English units, unless otherwise stated. When metric equivalents are given they will be in parentheses following the English units.

Design changes, optional parts, configuration differences and Service Bulletin modifications create alternate part numbers. These are identified in the Illustrated Parts List (IPL) by adding an alphabetical character to the basic item number. The resulting item number is called an alpha-variant. Throughout the manual, IPL basic item number references also apply to alpha-variants unless otherwise indicated.

Verification:

Assembly: SEP 03, 1982

52-11-06

INTRODUCTION

01.1

Page 1

Dec 01/97

FWD ENTRY AND SERVICE DOOR ASSEMBLY

DESCRIPTION AND OPERATION

1. Description

- A. The fwd entry/service door assembly is an upward-opening plug-type door located near the fwd end of the main cabin. Left-hand doors are for passenger entry; right-hand doors are for galley service.
- B. The basic structure consists of a framework of single-piece forged beams, extruded edge members, and covered with clad aluminum alloy skin.
- C. Rollers and their associated support fittings are attached to the lower corners to guide the door during the up-and-down open/closing cycles. A third roller attached to a fitting at the top of the door provides fore-and-aft alignment on door closing. A clevis attached to the same fitting provides an attachment point for the overhead trolley.
- D. Two stop fittings run the full length of the forward and aft door edge members and distribute pressure loads uniformly between the door assembly and airplane fuselage.
- E. A handhold assembly with a spring-loaded aerodynamic cover is mounted on the inside surface of the outer skin coincident with a cutout in the skin to assist in opening the door from the exterior.
- F. A support ring assembly fastened to the inside surface of the outer skin provides attachment for a prism-shaped window.
- G. A pressure seal is mounted around the periphery of the door assembly.

2. Operation

- A. As the handle mechanism is moved from the closed to open position, the upper edge of the door pivots inboard and moves upward. The lower edge translates inboard and upward as the lower rollers follow the tracks in the guide rails.

3. Leading Particulars (Approximate)

Width -- 44 inches
Length -- 75 inches
Chord height -- 12 inches
Weight -- 96 pounds

52-11-06

DESCRIPTION & OPERATION

01.1

Page 1

Dec 01/97

DISASSEMBLY

1. Use standard industry practices.

NOTE: Disassemble this component only as necessary to complete fault isolation, to find the serviceability of parts, to do the required repairs and to put the unit back in serviceable condition.

52-11-06

DISASSEMBLY

01.1

Page 301

Mar 01/04

CLEANING

1. Clean all parts but bearings by standard industry practices and the instructions in SOPM 20-30-03.
2. Clean all bearings by the instructions in SOPM 20-30-01.

52-11-06

01.1
CLEANING
Page 401
Mar 01/04

CHECK

- | 1. Examine all parts for defects by standard industry practices.
- | 2. Magnetic Particle Check (SOPM 20-20-01) Class B:
 - | A. IPL Fig. 1
 - | (1) Links (290C, 390B)
 - | (2) Fittings (343, 450A, 455A, 780A, 785B, 855, 860, 985, 988)
 - | (3) Pins (75, 385A, 790B)
 - | (4) Bolts (305, 361, 405)
 - | (5) CRES Pan (587)
 - | B. IPL Fig. 2
 - | (1) Links (268, 364)
 - | (2) Fittings (324, 328, 416, 420, 712, 716, 772, 776)
 - | (3) Pins (84, 360, 720)
 - | (4) Bolts (280, 336, 380)
 - | C. IPL Fig. 3
 - | (1) Bushing (225)
- | 3. Penetrant check (SOPM 20-20-02)
 - | A. IPL Fig. 1
 - | (1) Fittings (50, 105, 106, 107, 165, 166, 167, 805B, 810B, 865, 870, 875, 880)

52-11-06

CHECK

01.1

Page 501

Mar 01/04

| (2) Plates (55, 60)

| (3) Pan (585)

| (4) Aluminum Pan (587)

| B. IPL Fig. 2

| (1) Fittings (64, 152, 200, 152A, 732, 736, 788, 792, 796, 800)

| (2) Plates (68, 72)

| (3) Pan (532)

| C. IPL Fig. 3

| (1) Guide (230, 235)

| (2) Body (335)

52-11-06

CHECK
01.1 Page 502
Mar 01/04

REPAIR – GENERAL

1. Content

A. Repair, refinish and replacement procedures are included in separate repair sections as follows:

<u>P/N</u>	<u>NAME</u>	<u>REPAIR</u>
141T6143	CLEVIS FITTING ASSEMBLY	1-1
141T6149	LOWER SUPPORT FITTING ASSEMBLY	2-1
141T6586	FITTING ASSEMBLY	3-1
141T6628	BRACKET ASSEMBLY	4-1
141T6175	ROLLER ASSEMBLY	5-1
141T6176	GUIDE ASSEMBLY	6-1
- - - -	DOOR STRUCTURE	7-1
- - - -	MISCELLANEOUS PARTS REFINISH	8-1
141T6334	ROLLER ASSEMBLY	9-1

2. Standard Practices

A. Refer to the following standard practices, as applicable, for details of procedures in individual repairs.

- 20-00-00 Introduction
- 20-10-04 Grinding of Chrome Plated Parts
- 20-41-01 Decoding Table for Boeing Finish Codes
- 20-41-02 Application of Chemical and Solvent Resistant Finishes
- 20-42-05 Bright Cadmium Plating
- 20-43-01 Chromic Acid Anodizing
- 20-50-03 Bearing and Bushing Replacement
- 20-50-08 Application of Solid Film Lubricant

3. Materials and Equipment

NOTE: Equivalent substitutes can be used.

A. Enamel (SOPM 20-60-02)

- (1) BMS 10-11, Type 2, BAC702 white gloss

- | (2) BMS 10-60, BAC707 gray gloss
- | B. Lubricant, solid film (SOPM 20-50-08)
 - | (1) Vitro-lube 1220
 - | (2) BMS 3-8, Class A
 - | (3) MIL-L-8937, Type 6, Class 1
- | C. Primer -- BMS 10-11, Type 1 (SOPM 20-60-02)
- | D. Sealant -- BMS 5-95 (SOPM 20-60-04)
- | E. Grease -- BMS 3-33 or BMS 3-24 (SOPM 20-60-03)
- | F. Mandrel, Bearing Installation -- A52020-2 (2 required)

4. Dimensioning Symbols

- | A. Standard true positioning dimensioning symbols used in applicable repair procedures are shown in SOPM 20-00-00.

52-11-06

REPAIR-GENERAL

01.1

Page 602

Mar 01/04

CLEVIS FITTING ASSEMBLY - REPAIR 1-1

141T6143-6

NOTE: Refer to REPAIR - GENERAL for a list of applicable standard practices.

1. Bushing Replacement

- A. Remove the old bushings (40, 45, Fig. 1; 56, 60, IPL Fig. 2).
- B. Install replacement bushings by the shrink-fit method (SOPM 20-50-03).
- C. Fillet seal around the flanges of the bushings with BMS 5-95 sealant.

2. Refinish

- A. Fitting (50B, IPL Fig. 1; 64, IPL Fig. 2) -- Chromic acid anodize and apply BMS 10-11, Type 1 primer (F-18.13) all over. Material: Al alloy.

52-11-06

REPAIR 1-1

01.1

Page 601

Mar 01/04

LOWER SUPPORT FITTING ASSEMBLY – REPAIR 2-1

141T6149-19, -20, -25, -26

NOTE: Refer to REPAIR – GENERAL for a list of applicable standard practices.

1. Bushing Replacement

- A. Remove the old bushing (341, 441A, IPL Fig. 1; 312, 412, IPL Fig. 2)
- B. Install replacement bushings by the shrink-fit method (SOPM 20-50-03).

2. Refinish (Fig. 601)

- A. Fitting (343, 343A, 450A, 455A, IPL Fig. 1; 314, 328, 416, 420, IPL Fig. 2) -- Cadmium plate and apply BMS 10-11, Type 1 primer (F-16.01) unless shown. Apply BMS 3-8 lubricant (F-19.10) to the area shown.
Material: 15-5PH CRES, 150-170 ksi.

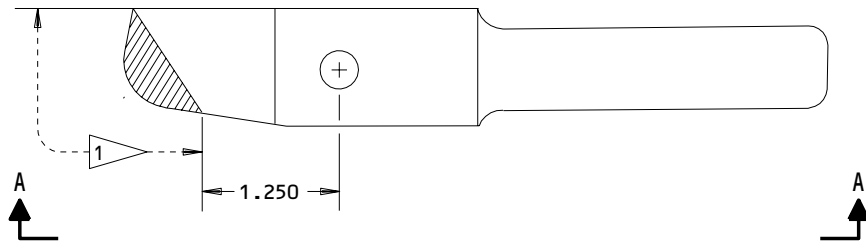
52-11-06

REPAIR 2-1

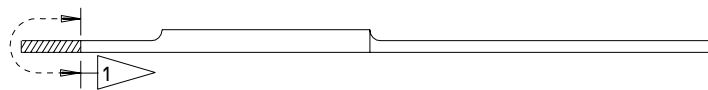
01.1

Page 601

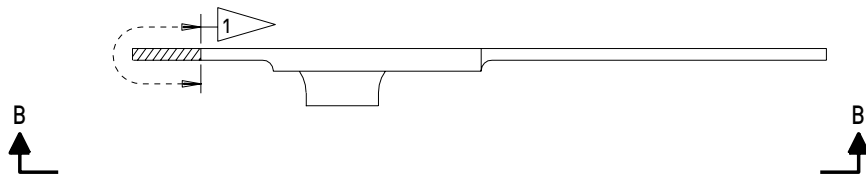
Mar 01/04



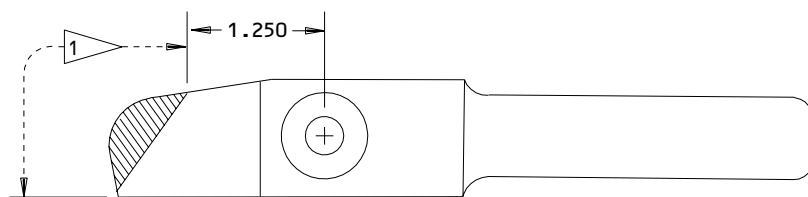
141T6149-15,-17




A-A



141T6149-23,-24



B-B

 NO CADMIUM PLATE OR PRIMER. APPLY SOLID FILM LUBRICANT TO THIS SURFACE

ALL DIMENSIONS ARE IN INCHES

141T6149-15,-17,-23,-24
 Fitting Refinish
 Figure 601

52-11-06

REPAIR 2-1
 Page 602
 Mar 01/04

01.1

FITTING ASSEMBLY – REPAIR 3-1

141T6586-11, -12, -17, -18

NOTE: Refer to REPAIR – GENERAL for a list of applicable standard practices.

1. Bushing Replacement

- A. Remove the old bushings (773, 775, 775A, IPL Fig. 1; 704, 708, IPL Fig. 2).
- B. Install replacement bushings by the shrink-fit method (SOPM 20-50-03).

2. Refinish

- A. Fitting (780A, 780B, 785A, 785B, IPL Fig. 1; 712, 716, IPL Fig. 2) -- Passivate (F-17.25, which replaces F-17.09) and apply Vitro-Lube 1220 (F-19.83) but not in the bore. Material: 15-5PH CRES, 180-200 ksi.

52-11-06

REPAIR 3-1

01.1

Page 601

Mar 01/04

BRACKET ASSEMBLY – REPAIR 4-1

141T6628-1

|NOTE: Refer to REPAIR – GENERAL for a list of applicable standard practices.

|1. Bushing Replacement

- | A.** Remove the old bushing (240A, IPL Fig. 1; 228, IPL Fig. 2).
- | B.** Install a replacement bushing by the shrink-fit method (SOPM 20-50-03).

|2. Refinish

- | A.** Bracket (245, IPL Fig. 1; 232, IPL Fig. 2) -- Chromic acid anodize (F-17.04) all over. Apply BMS 10-11, Type 1 primer (F-20.02) but not in the holes. Material: Al alloy.

52-11-06

REPAIR 4-1

01.1

Page 601

Mar 01/04

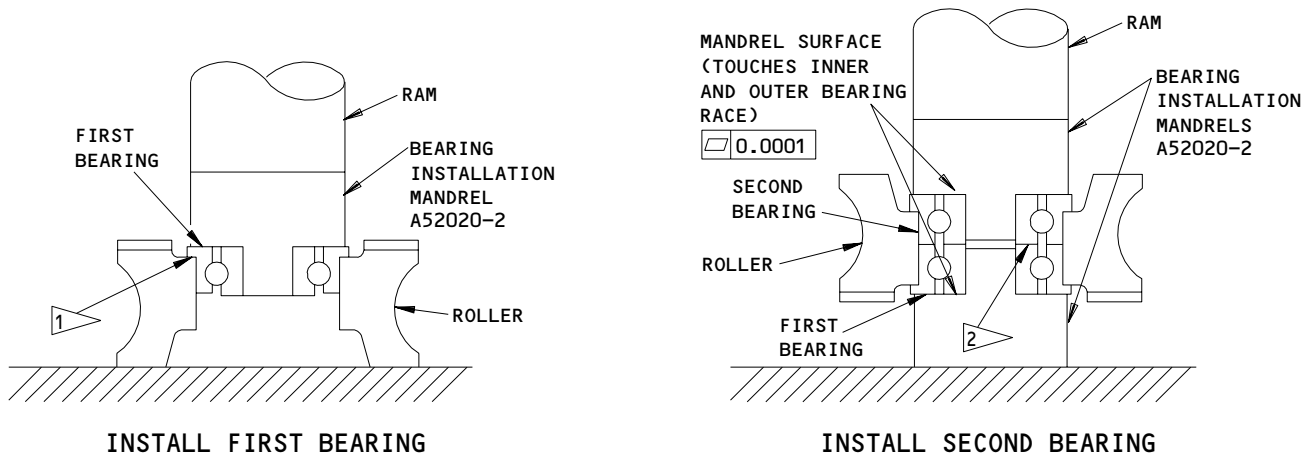
ROLLER ASSEMBLY – REPAIR 5-1

141T6175-3, -4

NOTE: Refer to REPAIR – GENERAL for a list of applicable standard practices.

1. Bearing Replacement (275A, 375A, IPL Fig. 1) (Fig. 601)

- A. Remove the old bearings. These are a matched set and must be replaced as a set.
- B. With mandrel A52020-2, install the first bearing into roller (280C, 380B) with wet BMS 5-95 sealant on mating surfaces. Push the bearing flange down against the mating face of the roller.
- C. Turn the unit over as shown. With a second mandrel A52020-2, install the second bearing with wet BMS 5-95 sealant. Push the bearing down until the inner race of this bearing is against the inner race of the first bearing.
- D. Make sure the gap between the bearing flanges and the roller is filled with sealant. Remove unwanted sealant from the bearing faces. Do not let sealant get into the bearings.



- 1 MAKE SURE FLANGE IS DOWN AGAINST ROLLER
- 2 MAKE SURE INNER RACES TOUCH

Bearing Installation
Figure 601

52-11-06
REPAIR 5-1
Page 601
Mar 01/04

01.1

GUIDE ASSEMBLY – REPAIR 6-1

141T6176-3, -4

NOTE: Refer to REPAIR – GENERAL for a list of applicable standard practices.

1. Bolt and Rivet Replacement

A. Remove the old bolt (361, IPL Fig. 1; 336, IPL Fig. 2) and/or rivet (362A, IPL Fig. 1).

B. Install a replacement bolt with BMS 3-24 grease.

NOTE: Bolt must run down without binding.

C. Tighten the bolt (361) to 25-35 pound-inches.

D. Install a replacement rivet and machine the manufactured and driven head flush with the surface within +0.000/-0.010 inch.

2. Refinish

A. Bolt (361, IPL Fig. 1; 336, IPL Fig. 2) -- Passivate (F-17.25, which replaces F-17.09). Material: 15-5PH CRES, 180-200 ksi.

B. Sliding pin (385A, IPL Fig. 1; 360, IPL Fig. 2) -- Passivate (F-17.25, which replaces F-17.09). Chrome plate (F-15.03) 0.0005-0.0010 inch thick and grind to design dimensions and finish (Fig. 601). Material: 15-5PH CRES, 180-200 ksi.

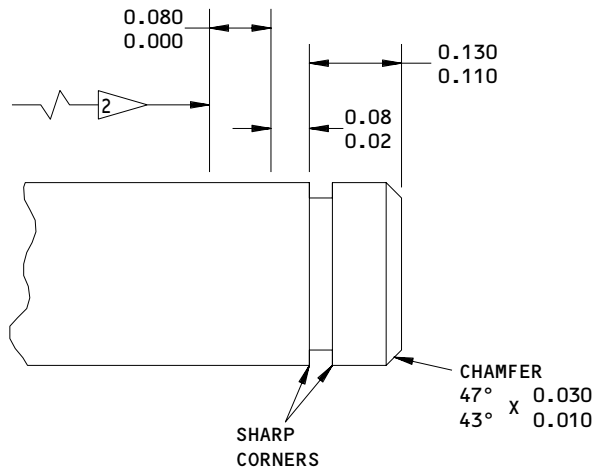
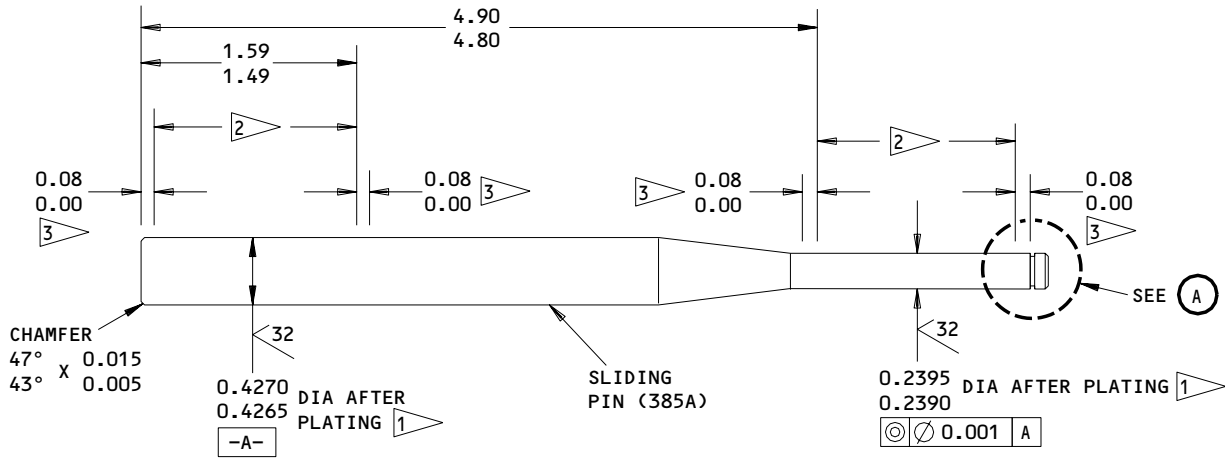
52-11-06

REPAIR 6-1

01.1

Page 601

Mar 01/04



(A)

- 1 CHROME PLATE 0.002 MINIMUM THICKNESS AFTER GRINDING
- 2 CHROME PLATE THIS AREA
- 3 CHROME PLATE RUNOUT

REPAIR

(SAME AS REFINISH)

125/ ALL MACHINED SURFACES UNLESS SHOWN DIFFERENTLY

MATERIAL: 15-5PH CRES, 180-200 KSI

ALL DIMENSIONS ARE IN INCHES

141T6123-2
 Pin Refinish
 Figure 601

52-11-06

REPAIR 6-1

Page 602

Mar 01/04

01.1

DOOR STRUCTURE – REPAIR 7-1

NOTE: Refer to REPAIR – GENERAL for a list of applicable standard practices.

1. Bushing Replacement (IPL Fig. 1, 2)

- A. Remove the rivet (459, IPL Fig. 1; 424, IPL Fig. 2) that attaches the bushing (460B, IPL Fig. 1; 428, IPL Fig. 2) to the door structure.
- B. Remove the old bushing from the door structure.
- C. Install a replacement bushing by the shrink-fit method (SOPM 20-50-03).
- D. Install a new rivet to attach the bushing to the door structure.
- E. Fillet seal around the flange of the bushing with BMS 5-95 sealant.

2. Bearing Replacement (IPL Fig. 1, 2)

- A. Remove the old bearings (80, 85, IPL Fig. 1; 88, 92, IPL Fig. 2) from the upper support fitting (105, 106, 107, 165, 166, 167, IPL Fig. 1; 152, 200, IPL Fig. 2).
- B. Install replacement bearings with BMS 5-95 sealant (SOPM 20-50-03).

3. Refinish

- A. Door assemblies 141T6121, 411T3016 -- Chemical treat bare aluminum surfaces. Touch up with BMS 10-11, Type 1 yellow primer (F-21.12). Apply BMS 10-11, Type 2 enamel, BAC702 white (F-21.15) only on surfaces to get white enamel. Give protection to other surfaces.

52-11-06

REPAIR 7-1

01.1

Page 601

Mar 01/04

MISCELLANEOUS REFINISH PARTS - REPAIR 8-1

NOTE: Repair of these parts is only replacement of the original finish. Refer to REPAIR - GENERAL for a list of applicable standard practices.

IPL FIG. & ITEM	MATERIAL	FINISH
<u>Fig. 1</u>		
Seal Retainer (19)	Al alloy	Chemical treat and apply BMS 10-11, Type 1 primer (F-18.06) and BMS 10-11, Type 2 gloss white enamel (F-21.03).
Plate (55,60) Spacer (90,95) Filler (580A,957,958) Guide (625A,627) Clip (671) Fittings (865,870,875,880)	Al alloy	Chromic acid anodize and apply BMS 10-11, Type 1 primer (F-18.13) all over.
Pin (75)	15-5PH CRES 180 ksi min	See Fig. 603.
Ring (610B,999,999A)	Al alloy	Chemical treat and apply BMS 10-11, Type 1 primer (F-18.06) and Hi-Speed Lacquer (F-14.903-706).
Shim (520,520A) Bracket (673,962,963,965,967)	Al alloy	Chemical treat and apply BMS 10-11, Type 1 primer (F-18.06) all over.
Pan (585)	Al alloy	Chromic acid anodize and apply BMS 10-11, Type 1 primer (F-18.13) all over. Apply BMS 10-11, Type 2 white enamel (F-21.03) all over.

Refinish Details
Figure 601 (Sheet 1)

52-11-06

REPAIR 8-1

01.1

Page 601

Mar 01/04

IPL FIG. & ITEM	MATERIAL	FINISH
<u>Fig. 1</u> (Cont) Support Fitting (105,105A,106, 106A,107,107A,107B 165,165A,166,166A, 167,167A,167B)	Al alloy	Chromic acid anodize and apply BMS 10-11, Type 1 primer (F-18.13) but no primer in holes for bearings.
Link (290C,290D, 390B,390C)	15-5PH CRES or 17-7PH CRES 150-170 ksi	Apply Type 6, Class 1 solid film lubricant (F-19.81) all over.
Bolt (305,405)	15-5PH CRES 180-200 ksi	Cadmium plate and apply BMS 10-11, Type 1 primer (F-16.01) but no finish conical surface of head. Apply BMS 3-8 solid film lubricant (F-19.10) on conical surface.
Hinge (570,575)	Al alloy	Chemical treat (F-17.10) to edge of spring cavity. Apply BMS 10-11, Type 1 primer (F-20.02) all over.
Pin (555)	304 CRES	Apply Type 6, Class 1 solid film lubricant (F-19.81) all over.
Cover (535A)	Al alloy	See Fig. 602.
Fitting Assembly (825A,830A,976, 979)	15-5PH CRES 180-200 ksi	Passivate (F-17.25, which replaces F-17.09). Apply Vitro-Lube 1220 lubricant (F-19.83) to all external surfaces.

Refinish Details
Figure 601 (Sheet 2)

52-11-06

REPAIR 8-1

01.1

Page 602

Mar 01/04

IPL FIG. & ITEM	MATERIAL	FINISH
<u>Fig. 1</u> (Cont)		
Fitting Assembly (825C,825D,830C, 830D)	15-5PH CRES 180-200 ksi	Apply BMS 3-8 solid film lubricant (F-19.10).
Washer (740A)	15-5PH CRES 150-180 ksi	Passivate (F-17.25, which replaces F-17.09).
Bolt (750A)	A286 CRES	Passivate (F-17.25, which replaces F-17.09).
Bolt (255C)	Nickel alloy 718 215-235 ksi	Passivate (F-17.25, which replaces F-17.09).
Fitting (805B, 810B)	Al alloy	Chromic acid anodize and apply BMS 10-11, Type 1 primer (F-18.13) all over. Apply BMS 10-11, Type 2 BAC702 white gloss enamel (F-21.03) all over but no enamel in holes or on on threads.
Fitting-Slide Pack (865,870)	Al alloy	Chromic acid anodize and apply BMS 10-11, Type 1 primer (F-18.13) all over.
Pin (790B)	15-5PH CRES 180-200 ksi	Passivate (F-17.25, which replaces F-17.09). Apply Vitrolube 1220 lubricant (F-19.83).

Refinish Details
Figure 601 (Sheet 3)

52-11-06

REPAIR 8-1

01.1

Page 603

Mar 01/04

IPL FIG. & ITEM	MATERIAL	FINISH
<u>Fig. 1</u> (Cont)		
Body (690,690A)	Al alloy	Chromic acid anodize or sulfuric acid anodize (F-17.05) all over. Apply BMS 10-11, Type 1 primer (F-20.02) all over, but not in the 1.120-1.121 inch cutout or the 0.67-0.68 inch hole.
Pan (587)	Al alloy or 17-7PH CRES 180-200 ksi	Aluminum pans: Chromic acid anodize and apply BMS 10-11, Type 1 primer (F-18.13) and BMS 10-11, Type 2 enamel (F-21.03). CRES pans: Cadmium plate and apply BMS 10-11, Type 1 primer (F-16.01) and BMS 10-11, Type 2 BAC702 white gloss enamel (F-21.03).
<u>Fig. 2</u>		
Seal Retainer (28)	Al alloy	Chemical treat and apply BMS 10-11, Type 1 primer (F-18.06) and BMS 10-11, Type 2 enamel (F-21.03).
Washer (48)	Al alloy	Chemical treat and apply BMS 10-11, Type 1 primer (F-18.06).
Fitting (64) Plate (68,72)	Al alloy	Chromic acid anodize and apply BMS 10-11, Type 1 primer (F-18.13).
Plate (68A,72A)	Al alloy	Boric acid-sulfuric acid anodize (F-17.31). Apply BMS 10-11, Type 1 primer (F-20.02) but not in holes.

Refinish Details
Figure 601 (Sheet 4)

52-11-06

REPAIR 8-1

01.1

Page 604

Mar 01/04

IPL FIG. & ITEM	MATERIAL	FINISH
<u>Fig. 2</u> (Cont)		
Pin (84)	15-5PH CRES 180 ksi minimum	See Fig. 603.
Spacer (96,100)	Al alloy	Chromic acid anodize and apply BMS 10-11, Type 1 primer (F-18.13).
Spacer (96A)	Al alloy	Boric acid-sulfuric acid anodize (F-17.31). Apply BMS 10-11, Type 1 primer (F-20.03) but not in the large bore.
Shim (132)	Al, CRES or Ti	No finish.
Fitting (152,152A, 152B,200,200A,200B)	Al alloy	Chromic acid anodize and apply BMS 10-11, Type 1 primer (F-18.13) but no primer in holes.
Fitting (152C,152D, 200C,200D)	Al alloy	Boric acid-sulfuric acid anodize (F-17.31). Apply BMS 10-11, Type 1 primer (F-20.02) but not in holes.
Bracket (245)	Al alloy	Chromic acids anodize (F-17.04) Apply BMS 10-11, Type 1 primer (F-20.02) but not in holes.
Bolt (240)	Nickel alloy 718 215-235 ksi	Passivate (F-17.25, which replaces F-17.09).
Roller (264,356)	Al-Ni-Bronze	No finish.

Refinish Details
Figure 601 (Sheet 5)

52-11-06

REPAIR 8-1

01.1

Page 605

Mar 01/04

IPL FIG. & ITEM	MATERIAL	FINISH
<u>Fig. 2</u> (Cont)		
Link (268,364)	15-5PH CRES or 17-7PH CRES 150-170 ksi	Apply Type 6, Class 1 solid film lubricant (F-19.81) all over.
Bolt (280,380)	15-5PH CRES 180-200 ksi	Cadmium plate and apply BMS 10-11, Type 1 primer (F-16.01) but no primer on conical surface of head. Apply BMS 3-8 solid film lubricant (F-19.10) on conical surface.
Bushing (428)	Al-Ni-Bronze	No finish.
Shim (478L,478S, 479L,480)	Al alloy	Chemical treat and apply BMS 10-11, Type 1 primer (F-18.06).
Cover (496)	Al alloy	See Fig. 602.
Spring (512)	Steel	Cadmium plate (F-15.06). Apply BMS 10-11, Type 1 primer (F-20.02).
Hinge (520)	Al alloy	Chemical tret (F-17.10) to edge of spring cavity. Apply BMS 10-11, Type 1 primer (F-20.02) all over.
Filler (528)	Al alloy	Chromic acid anodize and apply BMS 10-11, Type 1 primer (F-18.13).
Pan (532)	Al alloy or 17-7PH CRES 180-200 ksi	Aluminum pans: Chromic acid anodize and apply BMS 10-11, Type 1 primer (F-18.13). CRES pans: Cadmium plate and apply BMS 10-11, Type 1 primer (F-16.01).

Refinish Details
Figure 601 (Sheet 6)

52-11-06

REPAIR 8-1

01.1

Page 606

Mar 01/04

IPL FIG. & ITEM	MATERIAL	FINISH
<u>Fig. 2</u> (Cont)		
Bolt (680)	A286 CRES	Passivate (F-17.25, which replaces F-17.09)
Pin (720)	15-5PH CRES 180-200 ksi	Passivate (F-17.25, which replaces F-17.09)
Fitting (732,736)	Al alloy	Chromic acid anodize and apply BMS 10-11, Type 1 primer (F-18.13) and BMS 10-11, Type 2 white enamel (F-21.25), but no primer or enamel in holes or on threads.
Fitting Assembly (748,752)	- - -	Apply Type 8 solid film lubricant (F-19.10) to exterior surfaces.
Clips (780,784)	Al alloy	Chemical treat and apply BMS 10-11, Type 1 primer (F-18.06).
Fitting (788,792,796,800)	Al alloy	Chromic acid anodize and apply BMS 10-11, Type 1 primer (F-18.13) but no primer in holes.
Ring (876)	Al alloy	Chemical treat and apply BMS 10-11, Type 1 primer (F-18.06). Apply BMS 10-11, Type 2 enamel (F-21.26-706, which replaces SRF-14.903-706, or BMS 10-60 enamel (F-14.9817-701, which replaces SRF-14.9817-701).
Retainers (915 thru 963)	Al alloy	No finish.

Refinish Details
Figure 601 (Sheet 7)

52-11-06

REPAIR 8-1

01.1

Page 607

Mar 01/04

IPL FIG. & ITEM	MATERIAL	FINISH
<u>Fig. 3</u>		
Filler (30,85,160,195) Bracket (35,200,255) Clip (50,120,125,300)	Al alloy	Chromic acid anodize and apply BMS 10-11, Type 1 primer (F-18.13).
Bracket (90,165)	Al alloy	Chromic acid anodize and apply BMS 10-11, Type 1 primer (F-18.13), but no primer in 0.50-inch holes.
Tang (115)	Al alloy	Chromic acid anodize and apply BMS 10-11, Type 1 primer (F-18.13).
Bushing (225)	15-5PH CRES 150-170 ksi	Cadmium plate and apply BMS 10-11, Type 1 primer (F-16.01).
Guide (230,235)	Al alloy	Chromic acid anodize and apply BMS 10-11, Type 1 primer (F-18.13).
Bracket (310)	Al alloy	Chemical treat and apply BMS 10-11, Type 1 primer (F-18.06).
Body (335,335A)	Al alloy	Anodize (F-17.05). Apply BMS 10-11, Type 1 primer (F-20.02) but not in interior.
Body (335B)	Al alloy	Boric acid-sulfuric acid anodize (F-17.31). Apply BMS 10-11, Type 1 primer (F-20.02) but not in interior.
Angle (340)	Al alloy	Chromic acid anodize and apply BMS 10-11, Type 1 primer (F-18.13).

Refinish Details
Figure 601 (Sheet 8)

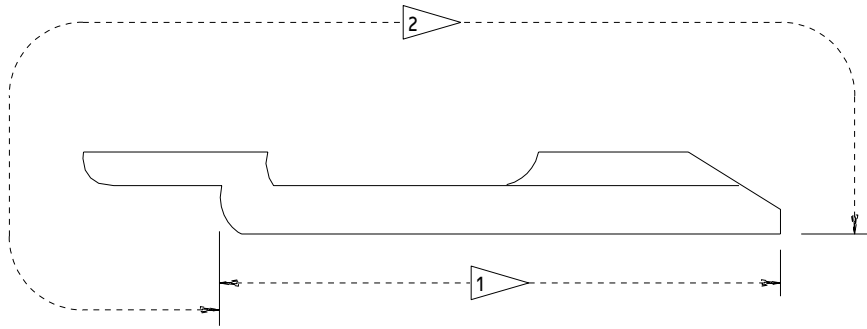
52-11-06

REPAIR 8-1

01.1

Page 608

Mar 01/04



REFINISH

CHEMICAL TREAT (F-17.40 WHICH REPLACES F-14.05), AS SHOWN BY 1. CHROMIC ACID ANODIZE AND APPLY BMS 10-11, TYPE 1 PRIMER (F-18.13) AND BMS 10-60 ENAMEL (F-18.9813, WHICH REPLACES SRF-14.9813) AS SHOWN BY 2.

125/ ALL MACHINED SURFACES UNLESS SHOWN DIFFERENTLY

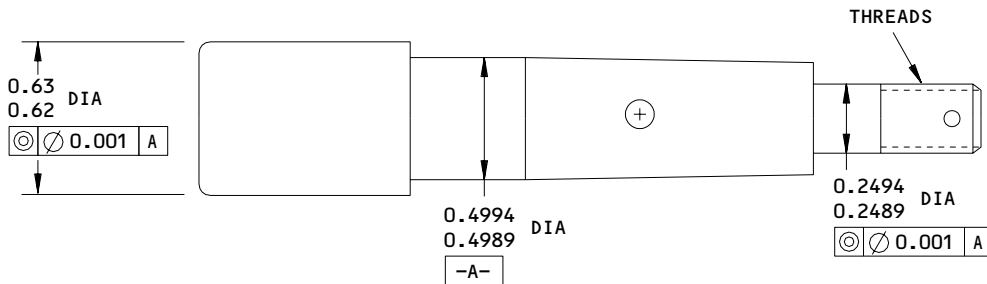
MATERIAL: AL ALLOY

ALL DIMENSIONS ARE IN INCHES

- 1 CHEMICAL TREAT THIS SURFACE
- 2 CHROMIC ACID ANODIZE AND APPLY PRIMER AND ENAMEL TO THIS SURFACE

141T6299-501
Cover Refinish
Figure 602

13439



REFINISH

CADMIUM PLATE (F-15.06). PLATING IS OPTIONAL IN HOLES.

REPAIR

(SAME AS REFINISH)

125/ ALL MACHINED SURFACES UNLESS SHOWN DIFFERENTLY

MATERIAL: 15-5PH CRES, 180 KSI MIN

DIMENSIONS ARE AFTER PLATING

ALL DIMENSIONS ARE IN INCHES

141T6599-1,-3
Centering Pin Refinish
Figure 603

13443

52-11-06

REPAIR 8-1

Page 609

Mar 01/04

01.1

ROLLER ASSEMBLY – REPAIR 9-1

141T6334-1

NOTE: Refer to REPAIR – GENERAL for a list of applicable standard practices.

1. Bearing Replacement

- A. Remove retainer ring (278, 378, IPL Fig. 1; 260, 352, IPL Fig. 2).
- B. Remove the old bearing (275B, 375, IPL Fig. 1; 256, 348, IPL Fig. 2).
- C. Install a replacement bearing into roller (280D, 380C IPL Fig. 1; 264, 356, IPL Fig. 2) (SOPM 20-50-03).
- D. Install the retainer ring.

52-11-06

REPAIR 9-1

01.1

Page 601

Mar 01/04

ASSEMBLY

1. Materials

NOTE: Equivalent substitutes can be used.

- A. Adhesive -- Type 93 (SOPM 20-50-12)
- B. Compound, leveling -- BMS 5-125, Type 1 (SOPM 20-60-04)
- C. Grease -- MIL-G-23827 (SOPM 20-60-03)
- D. Grease -- BMS 3-24 (SOPM 20-60-03)
- E. Grease -- BMS 3-33 (SOPM 20-60-03)
- F. Sealant -- BMS 5-95 (SOPM 20-60-04)
- G. Sealant -- BMS 5-32, Class B (SOPM 20-60-04)
- H. Compound, thread locking -- Loctite 271 (SOPM 20-60-04)

2. Equipment

NOTE: Equivalent substitutes can be used.

- A. B52004-1 -- Door seal installation tool

3. Assembly (IPL Fig. 1)

- A. Use standard industry practices and these steps.
 - B. Preassemble handhold assembly (525, 527).
 - (1) Assemble hinge halves (570, 575), spacer (565), springs (560) and hinge pin (555). Make sure the spring (560) ends are on the upper and outer sides of the hinge halves.
 - (2) Crimp the hinge ends to hold the hinge pin in position.
 - (3) Apply BMS 5-95 sealant to rivets (550A) and holes and assemble hinge assembly (545) to the pan (585, 587) with rivets (550) and filler (580A). Make sure the ends of the springs (560) are in the slot in the filler (580A) and the slot in the filler is next to the pan (585, 587).

52-11-06

ASSEMBLY
Page 701
Mar 01/04

01.1

- (4) Apply BMS 5-95 sealant to rivets (540) and holes and attach cover (535) to hinge assembly (545) with rivets (540). Make sure the ends of the springs (560) are in the slot in the cover.

C. Preassemble carrier supports.

- (1) Install the lift pin (790B), washer (795B) and tighten the nut (800A) to 10-25 pound-inches more than the run-on torque.
- (2) Assemble the fitting assembly (765A, 765B, 770A, 770B) to be sure the fitting (780A, 780B, 785A, 785B) turns freely before you apply the Loctite 271 to the screw (735A).

CAUTION: BE CAREFUL TO APPLY THE LOCTITE COMPOUND ONLY ON THE THREADS.

- (3) Apply Loctite 271 compound to screw (735A) threads and install the fitting assembly (765A, 765B, 770A, 770B). Tighten screw (735A) to 10-25 pound-inches more than the run-on torque.
- (4) Adjust the spring plunger (730A) until the plunger touches the fitting assembly (765A, 765B, 770, 770B), then turn the plunger down 1/2 turn more.

D. Apply BMS 5-95 sealant to rivets (595, 993) and the related holes in the ring assembly (590A, 991, 991A) and door structure. Install the ring assembly with a faying surface seal of BMS 5-95 sealant.

E. Apply BMS 5-95 sealant to rivets (530) and the related holes in the handhold assembly (525, 527) and the door structure. Install the handhold assembly with a faying surface seal with BMS 5-95 sealant.

F. Install the doorstops (465, 470).

- (1) Temporarily assemble the stops with shim (520).

NOTE: Shim thickness must be the same along its length. Do not remove only part of a lamination (to make a step).

- (2) Measure the perpendicular dimension from the external skin contour to the working face of stops at 5-inch intervals from the top to the bottom of the door. If this dimension at any point is less than 0.781 inch, increase the thickness of shim (520). If the dimension at any point is greater than 0.819 inch, remove 0.003-inch laminations from the full length of the shim (520) to adjust the dimension to the 0.781-0.819-inch range along the doorstep length.

52-11-06

ASSEMBLY

01.1

Page 702

Mar 01/04

(3) Remove the doorstops (465, 470) and shim (520).

(4) Apply a faying surface seal between the shim and the stop, and between the shim and the door structure. Use BMS 5-95 sealant, and install fasteners (475, 480, 505) with wet sealant.

NOTE: Support fitting assembly (395A) is installed on the aft edge or the left-hand door. Support fitting assembly (400A) is installed on the forward edge of the right-hand door.

G. Install the lower support fitting assembly (395A or 400A) with bolts (405, 420A, 425A, 435A), washers (410A), nut (415A) and collars (430B, 440B).

NOTE: Support fitting (295B) is installed on the forward edge of the left-hand door. Support fitting (300B) is installed on the aft edge of the right-hand door.

H. Install the lower support fitting (295B or 300B) with bolts (305, 320A, 325A, 335A), washers (310A), nut (315A) and collars (330A, 340A).

I. Install the bolt (255A) with BMS 3-33 or BMS 3-24 grease. Fill the cavity under the shim (260C) with this grease.

J. Tighten the nut (265B) to 25-30 pound-inches more than the run-on torque.

K. Fill the cavity between the doorframe structure and the lower support fitting assembly (395A, 400A) with BMS 3-33 or BMS 3-24 grease.

L. Install the guide assembly (345B) with BMS 3-33 or BMS 3-24 grease over the full length of the sliding surfaces.

NOTE: Guide assembly must slide freely 0.080 inch fore and aft.

M. Install the upper support fitting (105, 105A, 106, 106A, 107, 107A, 107B) with bolts (110, 115, 120, 125, 145, 150, 155), washers (130, 135), collars (140, 160), and shim (217A, 220A).

N. Install the upper support fitting (165, 165A, 166, 166A, 167, 167A, 167B) with bolts (170, 173, 175, 180, 185, 205, 210), washers (190, 195), collars (200, 215), and shim (218B, 220A).

O. Calculate the thickness of the shim (100) (Fig. 701). After delamination, bond the shim to the spacer (90) with type 93 adhesive (SOPM 20-50-12).

52-11-06

ASSEMBLY
Page 703
Mar 01/04

01.1

P. Install the spacers (90, 95), centering pin (75), and nut (70A).

NOTE: The position of the clevis fitting assembly (20B) will be adjusted when the door is installed in the airplane.

Q. Install the clevis fitting assembly (20B), serrated plate (55, 60) and shim (65A) with bolts (25), washers (30), and nuts (35).

R. Install the seal (10A or 15A).

(1) Lay the seal all around the edge of the door, with the lip of the seal outboard and approximately equal stretch along the length of the seal. Align the related alignment marks on the seal and the retainers to match within 0.50 inch (four locations).

CAUTION: USE ONLY BLUNT TOOLS WITHOUT SHARP EDGES OR CORNERS TO PUSH THE SEAL INTO THE RETAINERS. SHARP-EDGED TOOLS WILL DAMAGE THE SEAL AND RETAINERS.

DO NOT TAP THE SEAL INTO THE RETAINER. YOU COULD BEND THE SEAL RETAINER LIPS.

(2) Start at the upper corner of the door and align the location mark on the seal with the related mark on the seal retainer for approximately 4 inches of seal length. Use the door seal installation tool to help install the seal (Fig. 702).

(3) Do step (2) again at the opposite upper corner and keep the location mark on the seal aligned with the mark on the seal retainer within 0.50 inch.

(4) Push the seal into the retainer across the top of the door.

(5) Push the seal into the retainers at the two lower corners. Be sure to keep the location marks aligned within 0.50 inch.

(6) Push the seal into the retainer across the bottom of the door, then along the sides. Be careful not to put wrinkles in the seal. Wrinkles in the seal will cause door sealing problems in the airplane, decrease cabin pressurization and cause wind noises.

S. Put the identification plate (940) on the bottom center edge of the door with the long side 0.12 inch from the inboard edge.

52-11-06

ASSEMBLY
Page 704
Mar 01/04

01.1

T. Application of sealant.

- (1) Fill the gap around the window flush with BMS 5-95, Class B sealant (SOPM 20-50-11).
- (2) Apply a weather fillet seal of BMS 5-95, Class B sealant all around the seal retainers (Fig. 703).
- (3) Apply a pressure fillet seal of BMS 5-32, Class B sealant all around the seal retainers (Fig. 703).
- (4) Apply leveling compound (Fig. 703).

CAUTION: ALL SEALANT IN THE AREA TO BE COVERED MUST BE TACK-FREE BEFORE YOU APPLY THE LEVELING COMPOUND.

- (a) Clean the area thoroughly.
- (b) Put the door in the upright position (beams horizontal) or at a small angle forward before you apply the leveling compound.
- (c) Pour BMS 5-125, Type 1 leveling compound into the lowest pocket of the structure, as shown (Fig. 703).

4. Assembly (IPL Fig. 2)

A. Use standard industry practices and these steps.

B. Preassemble handhold assembly (484).

- (1) Assemble hinge halves (520, 524), spacer (516), springs (517) and hinge pin (508). Make sure the spring (512) ends are on the upper and outer sides of the hinge halves.
- (2) Crimp the hinge ends to hold the hinge pin in position.
- (3) Apply BMS 5-95 sealant to rivets (504) and holes and assemble hinge assembly (500) to the pan (532) with rivets (504) and filler (528). Make sure the ends of the springs (512) are in the slot in the filler (528) and the slot in the filler is next to the pan (532).
- (4) Apply BMS 5-95 sealant to rivets (496) and holes and attach cover (492) to the hinge assembly (500) with rivets (496). Make sure the ends of the springs (512) are in the slot in the cover.

C. Preassemble carrier supports.

- (1) Install the lift pin (720), washer (724) and tighten the nut (728) to 10-25 pound-inches more than the run-on torque.

52-11-06

ASSEMBLY
Page 705
Mar 01/04

01.1

- (2) Assemble the fitting assembly (696, 700) to be sure the fitting (712, 716) turns freely before you apply the Loctite 271 to the screw (672).

CAUTION: BE CAREFUL TO KEEP LOCTITE TO THREADS.

- (3) Apply Loctite 271 compound to screw (672) threads and install the fitting assembly (796, 700). Tighten screw (672) to 10-25 pound-inches more than the run-on torque.
 - (4) Adjust the spring plunger (668) until the plunger touches the fitting assembly (696, 700), then turn the plunger down 1/2 turn more.
- D. Apply BMS 5-95 sealant to rivets (864) and the related holes in the ring assembly (860) and door structure. Install the ring assembly with a faying surface seal of BMS 5-95 sealant.
- E. Apply BMS 5-95 sealant to rivets (488) and the related holes in the handhold assembly (484) and the door structure. Install the handhold assembly with a faying surface seal with BMS 5-95 sealant.
- F. Install the doorstops (468, 472).
- (1) Temporarily assemble the stops with shim (426).
NOTE: Shim thickness must be the same along its length. Do not remove only part of a lamination (to make a step).
 - (2) Measure the perpendicular dimension from the external skin contour to the working face of stops at 5-inch intervals from the top to the bottom of the door. If this dimension at any point is less than 0.781 inch, increase the thickness of shim (476). If the dimension at any point is greater than 0.819 inch, remove 0.003-inch laminations from the full length of the shim (476) to adjust the dimension to the 0.781-0.819-inch range along the doorstep length.
 - (3) Remove the doorstops (468, 472) and shim (476).
 - (4) Apply a faying surface seal between the shim and the stop, and between the shim and the door structure. Use BMS 5-95 sealant, and install fasteners (432, 436, 456) with wet sealant.
NOTE: Support fitting assembly (372) is installed on the aft edge or the left-hand door. Support fitting assembly (376) is installed on the forward edge of the right-hand door.

52-11-06

ASSEMBLY
Page 706
Mar 01/04

01.1

- G. Install the lower support fitting assembly (372 or 376) with bolts (380, 392, 396, 404), washers (384), nut (388) and collars (400, 408).

NOTE: Support fitting (272) is installed on the forward edge of the left-hand door. Support fitting (376) is installed on the aft edge of the right-hand door.

- H. Install the lower support fitting (272 or 376) with bolts (280, 292, 296, 304), washers (284), nut (257) and collars (300, 308).

- I. Install the bolt (240) with BMS 3-33 or BMS 3-24 grease. Fill the cavity under the shim (248) with this grease.

- J. Tighten the nut (252) to 25-30 pound-inches more than the run-on torque.

- K. Fill the cavity between the doorframe structure and the lower support fitting assembly (372, 376) with BMS 3-33 or BMS 3-24 grease.

- L. Install the guide assembly (332) with BMS 3-33 or BMS 3-24 grease over the full length of the sliding surfaces.

NOTE: Guide assembly must slide freely 0.080 inch fore and aft.

- M. Install the upper support fitting (152) with bolts (156, 160, 164, 168, 172, 188, 192), washers (124, 128), collars (132, 148), and shim (204, 212).

- N. Install the upper support fitting (200) with bolts (108, 112, 116, 120, 136, 140, 198), washers (176, 190), collars (184, 196), and shim (208, 212).

- O. Calculate the thickness of the shim (104) (Fig. 701). After delamination, bond the shim to the spacer (96) with type 93 adhesive (SOPM 20-50-12).

- P. Install the spacers (96, 100), centering pin (84), and nut (80).

NOTE: The position of the clevis fitting assembly (32) will be adjusted when the door is installed in the airplane.

- Q. Install the clevis fitting assembly (32), serrated plate (68, 72) and shim (76) with bolts (36), washers (48), and nuts (52).

- R. Install the seal (8 or 12).

(1) Lay the seal all around the edge of the door, with the lip of the seal outboard and approximately equal stretch along the length of the seal. Align the related alignment marks on the seal and the retainers to match within 0.50 inch (four locations).

52-11-06

ASSEMBLY
Page 707
Mar 01/04

01.1

CAUTION: USE ONLY BLUNT TOOLS WITHOUT SHARP EDGES OR CORNERS TO PUSH THE SEAL INTO THE RETAINERS. SHARP-EDGED TOOLS WILL DAMAGE THE SEAL AND RETAINERS.

DO NOT TAP THE SEAL INTO THE RETAINER. YOU COULD BEND THE SEAL RETAINER LIPS.

- (2) Start at the upper corner of the door and align the location mark on the seal with the related mark on the seal retainer for approximately 4 inches of seal length. Use the door seal installation tool to help install the seal (Fig. 702).
- (3) Do step (2) again at the opposite upper corner and keep the location mark on the seal aligned with the mark on the seal retainer within 0.50 inch.
- (4) Push the seal into the retainer across the top of the door.
- (5) Push the seal into the retainers at the two lower corners. Be sure to keep the location marks aligned within 0.50 inch.
- (6) Push the seal into the retainer across the bottom of the door, then along the sides. Be careful not to put wrinkles in the seal. Wrinkles in the seal will cause door sealing problems in the airplane, decrease cabin pressurization and cause wind noises.

S. Put the identification plate (970) on the bottom center edge of the door with the long side 0.12 inch from the inboard edge.

T. Application of sealant.

- (1) Fill the gap around the window flush with BMS 5-95, Class B sealant (SOPM 20-50-11).
- (2) Apply a weather fillet seal of BMS 5-95, Class B sealant all around the seal retainers (Fig. 703).
- (3) Apply a pressure fillet seal of BMS 5-32, Class B sealant all around the seal retainers (Fig. 703).
- (4) Apply leveling compound (Fig. 703).

CAUTION: ALL SEALANT IN THE AREA TO BE COVERED MUST BE TACK-FREE BEFORE YOU APPLY THE LEVELING COMPOUND.

- (a) Clean the area thoroughly.
- (b) Put the door in the upright position (beams horizontal) or at a small angle forward before you apply the leveling compound.

52-11-06

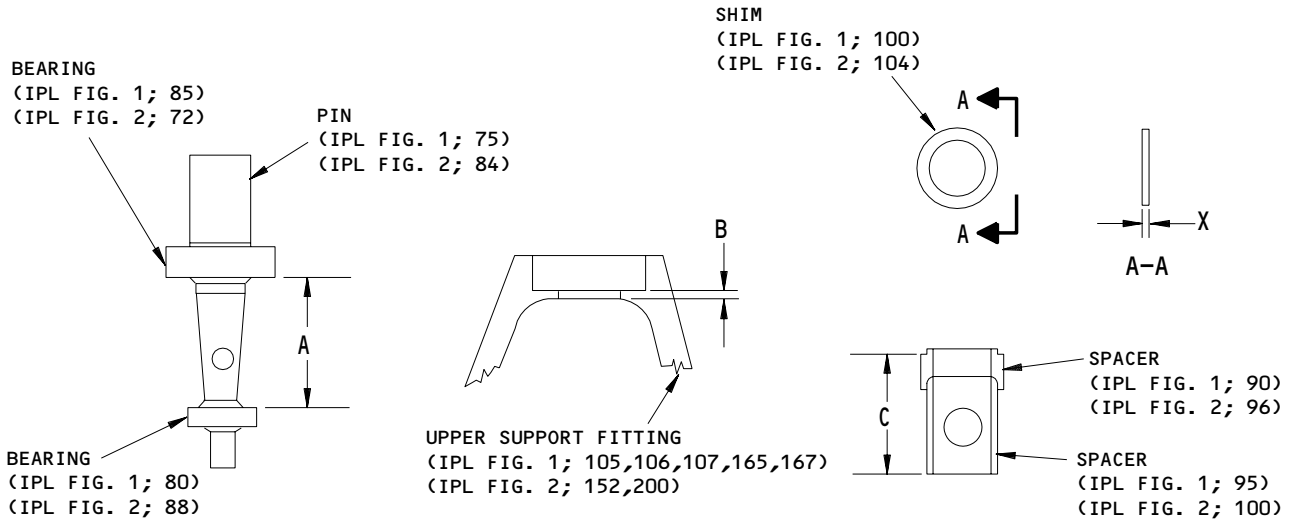
ASSEMBLY
Page 708
Mar 01/04

01.1

(c) Pour BMS 5-125, Type 1 leveling compound into the lowest pocket of the structure, as shown (Fig. 703).

5. Storage

- A. Tape or tie link (290C, 290D, IPL Fig. 1; 268, 364, IPL Fig. 2) in position for protection.
- B. Give protection to the door and put it away by standard industry practices and the instructions in SOPM 20-44-02 and 20-70-01.

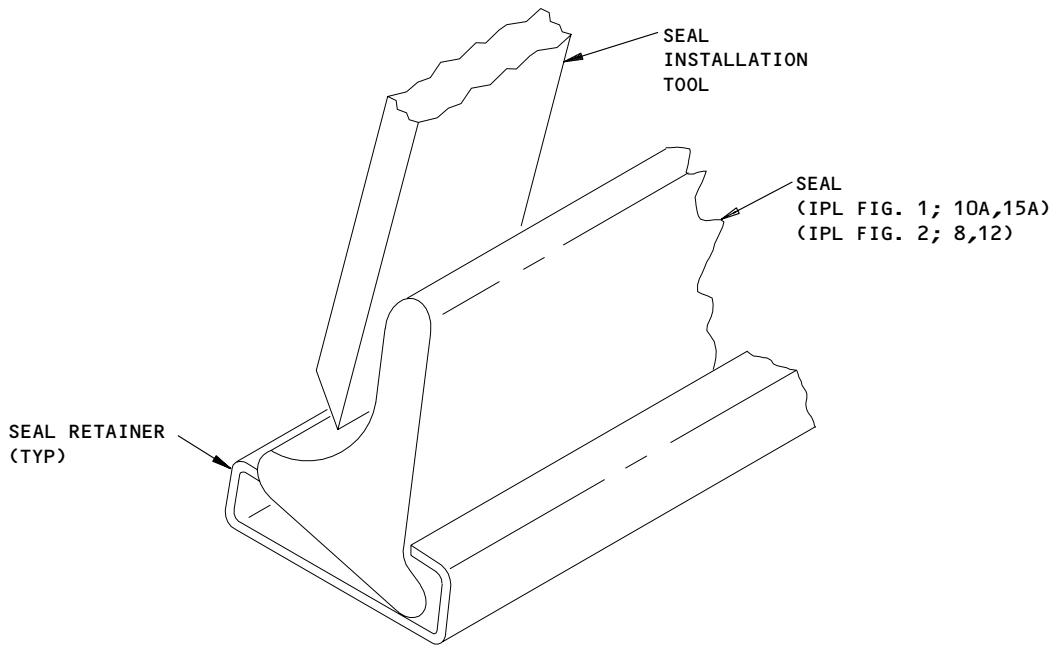


SHIM THICKNESS $X=A-(B+C+0.010)$

ALL DIMENSIONS ARE IN INCHES

Shim Thickness Calculation
Figure 701

13445



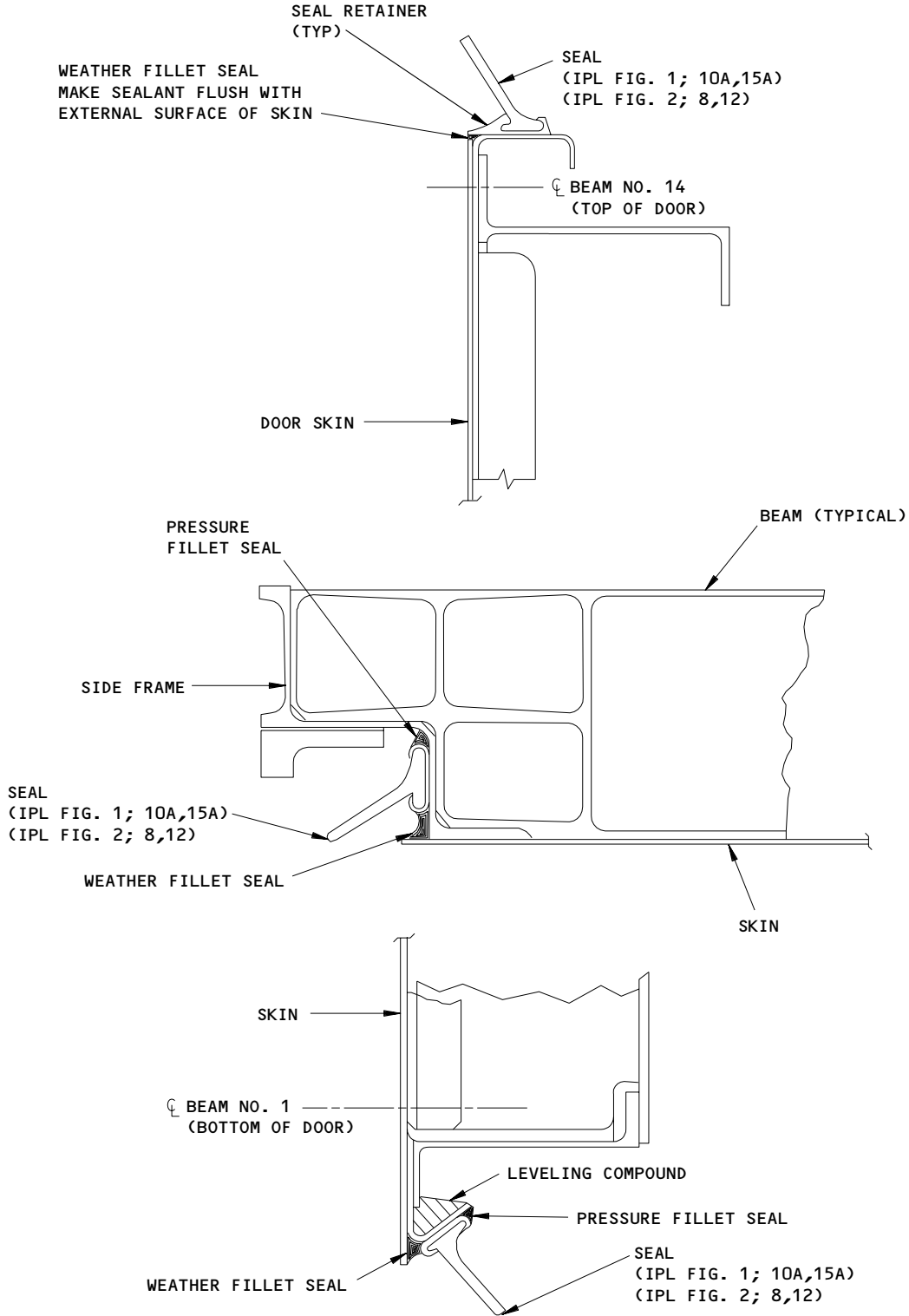
Seal Installation Procedure
Figure 702

13446

52-11-06

ASSEMBLY
Page 710
Mar 01/04

01.1



Sealant Application
Figure 703

52-11-06

ASSEMBLY
Page 711
Mar 01/04

01.1

FITS AND CLEARANCES

FOR TORQUE VALUES OF STANDARD FASTENERS, REFER TO SOPM 20-50-01				
ITEM NO.	IPL FIG.	NAME	TORQUE	
			POUND-INCHES	POUND-FEET
265B	1	NUT	25-30	
361	1	BOLT	25-35	
800B	1	NUT	10-25 *[1]	
735B	1	SCREW	10-25 *[1]	
747	1	SCREW	10-25 *[1]	
252	2	NUT	25-30	
336	2	BOLT	25-35	
728	2	NUT	10-25 *[1]	
672	2	BOLT	10-25 *[1]	

*[1] Plus the run-on torque.

Torque Table
Figure 801

52-11-06

SPECIAL TOOLS, FIXTURES AND EQUIPMENT

NOTE: Equivalent substitutes can be used.

1. Bearing replacement mandrel -- A52020-2
2. Door seal installation tool -- B52004-1

52-11-06

SPECIAL TOOLS

01.1

Page 901

Mar 01/04

ILLUSTRATED PARTS LIST

1. This section lists and illustrates replaceable or repairable component parts. The Illustrated Parts Catalog contains a complete explanation of the Boeing part numbering system.

2. Indentures show parts relationships as follows:

Assembly

Detail Parts for Assembly

Subassembly

Attaching Parts for Subassembly

Detail Parts for Subassembly

Detail Installation Parts (Included only if installation parts may be returned to shop as part of assembly)

3. One use code letter (A, B, C, etc.) is assigned in the EFF CODE column for each variation of top assembly. All listed parts are used on all top assemblies except when limitations are shown by use code letter opposite individual part entries.

4. Letter suffixes (alpha-variants) are added to item numbers for optional parts, Service Bulletin modification parts, configuration differences (except left- and right-hand parts), product improvement parts, and parts added between two sequential item numbers. The alpha-variant is not shown on illustrations when appearance and location of all variants of the part is the same.

5. Service Bulletin modifications are shown by the notations PRE SB XXXX and POST SB XXXX.

A. When a new top assembly part number is assigned by Service Bulletin, the notations appear at the top assembly level only. The configuration differences at detail part level are then shown by use code letter.

B. When the top assembly part number is not changed by the Service Bulletin, the notations appear at the detail part level.

6. Parts Interchangeability

Optional
(OPT)

The parts are optional to and interchangeable with other parts having the same item number.

Supersedes, Superseded By
(SUPSDS, SUPSD BY)

The part supersedes and is not interchangeable with the original part.

Replaces, Replaced By
(REPLS, REPLD BY)

The part replaces and is interchangeable with, or is an alternate to, the original part.

VENDORS

K8455 RHP BEARINGS PLC RHP AEROSPACE
OLDENDS LANE
STONEHOUSE GL10 3RM UK

OPTK6 SPS TECHNOLOGIES INC AEROSPACE PRODUCTS DIV
5195 W 4700 SPO BOX 18459
KEARNS, UTAH 84118

01226 BARRY WRIGHT CORP VLIER ENG DIV
2333 VALLEY STREET
BURBANK, CALIFORNIA 91505-1336
FORMERLY IN LOS ANGELES, CALIFORNIA
FORMERLY VLIER ENG DIV OF BARRY WRIGHT CORP

06144 INDUSTRIAL TECTONICS BEARING CORP
18301 SOUTH SANTA FE AVENUE
RANCHO DOMINGUEZ, CALIFORNIA 90221
FORMERLY IN COMPTON, CALIFORNIA

06725 AIR INDUSTRIES CORPORATION
12570 KNOTT STREET
GARDEN GROVE, CALIFORNIA 92641-3932
FORMERLY AIR INDUSTRIES OF CALIF IN GARDENA, CALIF.

06950 SCREWCORP VSI AEROSPACE PRODUCTS DIV FAIRCHILD IND DIV
13001 EAST TEMPLE AVENUE PO BOX 730
CITY OF INDUSTRY, CALIFORNIA 91746-1417
FORMERLY VB0096 AND VSI CORP SCREWCORP DIV
FORMERLY IN CULVER CITY, CALIFORNIA

08524 DEUTSCH FASTENER CORP SEE CODE V97928

10630 ANILLO INDUSTRIES, INCORPORATED
2090 NORTH GLASSELL
ORANGE, CALIFORNIA 92667
FORMERLY WESTERN WASHER DIV OF SENG CO V87487

11815 CHERRY AEROSPACE FASTENERS DIV OF TEXTRON
1224 EAST WARNER AVENUE PO BOX 2157
SANTA ANA, CALIFORNIA 92707-0157
FORMERLY IN LOS ANGELES, CALIF, FORMERLY CHERRY FASTENERS
TOWNSEND DIV OF TEXTRON INC V71087

15653 FAIRCHILD FASTENERS KAYNAR PRODUCTS DIV
800 S STATE COLLEGE BLVD
FULLERTON, CALIFORNIA 92831-3001
FORMERLY VK6405 MICRODOT AEROSP LTD; FORMERLY KAYNAR TECH
KAYNAR DIV

52-11-06

ILLUSTRATED PARTS LIST
01.1 Page 1002
Mar 01/04

VENDORS

17446 HUCK INTL INC AEROSPACE FASTENER DIV
900 WATSON CENTER ROAD
CARSON, CALIFORNIA 90745-4201
FORMERLY V32134 REXNORD INC; FORMERLY V97928 HUCK INTL

21335 TORRINGTON CO FAFNIR BEARING DIV
59 FIELD STREET
TORRINGTON, CONNECTICUT 06790-1008
FORMERLY FAFNIR BRG AND TEXTRON INC FAFNIR DIV IN
NEW BRITAIN, CONNECTICUT

21760 SCHATZ MANUFACTURING CO
FAIRVIEW AVENUE PO BOX 1191
POUGHKEEPSIE, NEW YORK 12601
FORMERLY FEDERAL BRG CO AND SCHATZ MFG CO V53268
FORMERLY SCHATZ MFG CO

30163 VALENTEC DAYRON INC
333 MAGUIRE BLVD PO BOX 140394
ORLANDO, FLORIDA 32814-0394

38443 MRC BEARINGS
402 CHANDLER STREET
JAMESTOWN, NEW YORK 14701-3802
FORMERLY MARLIN-ROCKWELL CORP DIV TRW AND TRW INC

40920 MPB MINIATURE PRECISION BEARING DIV
PRECISION PARK PO BOX 547
KEENE, NEW HAMPSHIRE 03431
FORMERLY MPB CORP AND MINIATURE BRG DIV MPB CORP

43991 FAG BEARING INCORPORATED
118 HAMILTON AVENUE
STAMFORD, CONNECTICUT 06904
FORMERLY NORMA-HOFFMAN BEARING CORPORATION
FORMERLY NORMA FAG BEARINGS CORPORATION

5M902 FAIRCHILD IND INC FAIRCHILD AEROSPACE FASTENER DIV
3016 W LOMITA BLVD
TORRANCE, CALIFORNIA 90505-5103
FMLY IN REDONDO BEACH, CALIF

50744 KIRKHILL-TA CO/SFS DIV
300 E CYPRESS STREET
BREA, CALIFORNIA 92821-4007
FORMERLY SFS IND; FORMERLY BURKE RUBBER SFS DIV

52-11-06

ILLUSTRATED PARTS LIST
01.1 Page 1003
Mar 01/04

VENDORS

52828 REPUBLIC FASTENER MFG CORP
1300 RANCHO CONEJO BLVD
NEWBURY PARK, CALIFORNIA 91320-1405
FORMERLY IN SYLMAR, CALIFORNIA

53551 ALLFAST FASTENING SYSTEMS INC
15200 EAST DON JULIAN ROAD PO BOX 3166
CITY OF INDUSTRY, CALIFORNIA 91745-1001
FORMERLY V0736B
FORMERLY ALLFAST INC V5K545

56878 SPS TECHNOLOGIES INC AEROSPACE AND INDUSTRIAL PRODUCTS DIV
301 HIGHLAND AVE
JENKINTOWN, PENNSYLVANIA 19046
FORMERLY STANDARD PRESSED STEEL

60119 MONADNOCK CO THE
18301 ARENTH AVENUE PO BOX 1222
CITY OF INDUSTRY, CALIFORNIA 91749
FORMERLY UNITED CARR FASTENER CORP VB0051 VB0056 VB0076
FORMERLY TRW ELECTRONIC COMPONENTS CINCH-MONADNOCK DIV
FORMERLY CINCH-MONADNOCK DIV OF TRW INC V76530

60516 WEST COAST AEROSPACE INC
812 MIRAFLORES STREET
SAN PEDRO, CALIFORNIA 90731-1439

62554 SIMMONDS MECAERO FASTENERS INC
1734 SEQUOIA AVENUE
ORANGE, CALIFORNIA 92668

71985 DOW-ELCO INCORPORATED
1313 W OLYMPIC BOULEVARD, PO BOX 669
MONTEBELLO, CALIFORNIA 90641-5010

72962 HARVARD INDUSTRIES INC
3 WERNER WAY SUITE 210
LEBANON, NEW JERSEY 08833
FORMERLY AMERACE CORP ESNA DIV
FORMERLY ELASTIC STOP NUT IN UNION, NJ

73197 HI-SHEAR TECHNOLOGY CORP
2600 SKYPARK DRIVE
TORRANCE, CALIFORNIA 90509

52-11-06

ILLUSTRATED PARTS LIST
01.1 Page 1004
Mar 01/04

VENDORS

80539 SPS TECHNOLOGIES INC AEROSPACE PRODUCTS DIV
2701 SOUTH HARBOR BOULEVARD PO BOX 1259
SANTA ANA, CALIFORNIA 92702-1259
FORMERLY NUTT-SHEL DIV OF SPC WESTERN CO V80539
AND STANDARD PRESSED STEEL WESTERN DIV V17279

80756 SPIROLOX DIV OF KAYDON CORP
29 CASSENS COURT
FENTON, MISSOURI 63026-2543
FORMERLY RAMSEY CORP, TRW INC RAMSEY CORP IN MANCHESTER MO.

83086 NEW HAMPSHIRE BALL BEARING, INC HITECH DIVISION
172 JAFFREY ROAD
PETERBOROUGH, NEW HAMPSHIRE 03458

9N513 VOI SHAN/CHATSWORTH DIV OF VSI CORP SUB OF FAIRCHILD IND
CHATSWORTH, CALIFORNIA 91311-5013
COMPANY NO LONGER WISHES TO BE CONSIDERED FOR FED CONTRCTG

92215 FAIRCHILD IND INC FAIRCHILD AEROSPACE FASTENER DIV
3010 W LOMITA BLVD
TORRANCE, CALIFORNIA 90505-5102
FORMERLY VOI-SHAN IN CULVER CITY, CALIF

97928 SEE V17446 HUCK INTL
SEE V17446 HUCK INTL
HUCK INTL SEE V17446 HUCK INTL

98996 OLYMPIA FASTENING INV SEE V53551

52-11-06

ILLUSTRATED PARTS LIST
01.1 Page 1005
Mar 01/04

PART NUMBER	AIRLINE PART NO.	FIG.	ITEM	TTL REQ
AF3253-4-3B		2	909	22
AF3253-4-4B		2	911	2
AF3253-5-4B		2	906	2
		2	912	4
AF5171-3-7		1	955	16
AN42BC5		3	95	2
AN960JD10		1	485A	86
		1	490A	84
		2	440	86
		2	444	84
AN960JD416L		1	310A	4
		1	410A	4
		1	720A	8
		1	840A	4
		2	284	4
		2	384	4
		2	660	8
		2	760	4
AN960PD416		1	30	4
		1	258	1
		2	48	4
		2	244	1
AS46-3		1	510	2
		2	460	2
BACB10BX4		1	80	1
		2	88	1
BACB10BX8		1	85	1
		2	92	1
BACB28AK05-061		1	760C	2
		2	692	2
BACB28AN07A050		1	773	1
		1	775	1
		2	704	1
		2	708	1
BACB28AR07A050		1	775A	2
		2	708A	2
BACB28X4C095		1	341	1
		2	312	1
BACB28X5C023		1	40	1
		2	56	1
BACB28X7M017		1	441A	1
		2	412	1

52-11-06

 ILLUSTRATED PARTS LIST
 01.1 Page 1006
 Mar 01/04

PART NUMBER	AIRLINE PART NO.	FIG.	ITEM	TTL REQ
BACB28X7M023		1	45	1
		2	60	1
BACB28Y4M016		1	240A	1
BACB28Y4M016		2	228	1
BACB30LH3-5		1	747	2
		2	672A	2
BACB30LH3PU5		1	735B	2
		2	672	2
BACB30LJ4-6		3	265	2
BACB30LJ4-7		3	315	2
BACB30MR4K13		1	25	4
BACB30MR4K14		1	26	4
		2	36	4
BACB30MR4K15		1	27	4
		2	40	4
BACB30MY5K2		3	40A	6
BACB30MY6K2		1	888	2
		2	808	2
BACB30MY6K3		1	150	1
		1	887	6
		2	140	1
		2	804	6
BACB30MY6K4		1	890	13
		2	292B	3
		2	392B	3
		2	812	13
		1	145	5
BACB30MY6K5		1	205	8
		1	900	4
		2	136	5
		2	188	8
		2	296B	1
		2	396B	1
		2	820	4
		1	155	2
		1	210	2
		1	895	2
BACB30MY6K6		2	144	2
		2	192	2
		2	816	2
		2	304B	1
		2	404B	1
		1	715	4
BACB30NM4K10		1	715	4
		2	656	4

52-11-06

ILLUSTRATED PARTS LIST
01.1 Page 1007
Mar 01/04

PART NUMBER	AIRLINE PART NO.	FIG.	ITEM	TTL REQ
BACB30NN4K6		1	835	4
		2	756	4
BACB30NT3K6		1	475	86
		1	480	84
		2	432	86
		2	436	84
BACB30NT3K8		1	505	2
		2	456	2
BACB30NX6K11		1	125	2
		1	180	1
		2	120	2
		2	168	1
BACB30NX6K4		1	230	4
		2	220	4
BACB30NX6K6		1	115	1
		1	170	1
		2	112	1
		2	156	1
		2	185	1
BACB30NX6K7		2	172	1
		3	55	1
		3	130	1
		3	170	2
		1	110	1
		1	173	1
BACB30NX6K8		2	108	1
		2	160	1
		3	60	2
		3	135	2
		3	175	2
		1	120	2
		1	175	2
		2	116	2
BACB30NX6K9		2	164	2
		3	10	4
		3	65	1
		3	140	1
		2	808B	2
		2	140B	1
		2	804B	6
		1	320A	3
		1	420A	3
		2	292	3
BACB30VT6K2		2	392	3
		2	812B	13
		2	812B	13
BACB30VT6K3		2	140B	1
BACB30VT6K3		2	804B	6
BACB30VT6K4		1	320A	3

52-11-06

 ILLUSTRATED PARTS LIST
 01.1 Page 1008
 Mar 01/04

PART NUMBER	AIRLINE PART NO.	FIG.	ITEM	TTL REQ	
BACB30VT6K5		1	325A	1	
		1	425A	1	
		2	136B	5	
		2	188B	8	
		2	296	1	
		2	396	1	
		2	820B	4	
	BACB30VT6K6		2	144B	2
			2	192B	2
			2	816B	2
BACB30VT8K9		1	335A	1	
		1	435A	1	
		2	304	1	
		2	404	1	
BACC30AG6		1	160	8	
		1	215	10	
		1	905	26	
		2	148	8	
		2	196	10	
		2	824	26	
	BACC30BH6		3	25A	4
		3	155A	4	
		3	190A	4	
BACC30BL6		1	330A	4	
		1	430B	4	
		2	300	4	
		2	400	4	
		2	400	4	
BACC30BL8		1	340A	1	
BACC30BL8		1	440B	1	
		2	308	1	
BACC30BQ6		2	408	1	
		2	148B	8	
		2	196B	10	
		2	824B	26	
BACC30M5		3	45	6	
BACC30M6		2	300B	4	
		2	400B	4	
BACC30M8		2	308B	1	
		2	408B	1	
BACC30X6		1	235	4	
		2	224	4	
		3	25	4	
		3	80	4	
		3	155	4	
		3	190	4	
		3	190	4	

52-11-06

ILLUSTRATED PARTS LIST
01.1 Page 1009
Mar 01/04

PART NUMBER	AIRLINE PART NO.	FIG.	ITEM	TTL REQ
BACC30X6S		1	140	6
		1	200	6
		2	132	6
		2	184	6
		3	290	2
BACF3F006N014NN		3	305	2
BACF3F010P010NN		3	220	7
BACN10JC3		3	220A	7
BACN10JC3CD		3	105	2
BACN10JC3CM		1	800B	2
BACN10JC4CD		2	728	2
		3	325	2
BACN10JC6		1	907	1
		2	828	1
BACN10JN3		1	960	8
BACN10JR3F		1	600	4
		1	997	4
		2	872	4
BACN10KB4F		3	285	2
BACN10MT3		1	515	2
		2	464	2
BACN10YR4CD		1	265B	1
		2	252	1
BACN10YR4CM		1	70A	1
		2	80	1
BACR15BA3AD		1	362A	1
BACR15BA3AD		1	605	8
		1	995	8
		2	340	1
		2	868	8
BACR15BA3AD5		3	280	4
BACR15BB4AD		1	459	1
		1	700	20
		2	424	1
		2	648	20
		2	900	157
BACR15BB4AD7		3	295	4
BACR15BB5AD		1	952	4
		1	953	8
BACR15CE5KE		1	550A	4
		2	504	4

52-11-06

 ILLUSTRATED PARTS LIST
 01.1 Page 1010
 Mar 01/04

PART NUMBER	AIRLINE PART NO.	FIG.	ITEM	TTL REQ
BACR15CE6KE		1	530	20
		1	540	2
		1	595	24
		1	993	24
		2	488	20
		2	496	2
		2	864	24
		1	955	16
		1	17	14
		2	909	22
BACR15DR3-7		1	18	2
BACR15FR4E3		2	911	2
BACR15FR4E3R		1	16	4
BACR15FR4E4		2	906	2
BACR15FR4E4R		2	912	4
BACR15FR5E4		2	903B	4
BACR15FR5E4R		3	260	4
BACR15FT5D		3	110	6
BACR15FT6KE		3	240	12
BACR15GF6D		2	864B	24
BACS40R007E020F		1	220A	1
		2	212	1
BACS40R008C020F		3	330A	1
BACS40R008C025F		1	910A	2
		2	832	2
BACS40R008D009F		1	217A	1
		2	204	1
BACS40R009E017F		1	218B	1
		2	208	1
BACS40R027C032F		1	65A	1
		2	76	1
BACS40R08C20F		3	330	1
BACS40R14D26F		1	815	2
		2	740	2
BACS40U4N5		1	260C	1
		2	248	1
BACW10AU3		1	510	2
		2	460	2
BACW10CA3CC		1	135	6
		1	195	6
		2	128	6
		2	180	6
		3	15	4
		3	70	4
		3	145	4
		3	180	4

52-11-06

ILLUSTRATED PARTS LIST
01.1 Page 1011
Mar 01/04

PART NUMBER	AIRLINE PART NO.	FIG.	ITEM	TTL REQ
BACW10CA3CV		1	130	6
		1	190	6
		2	124	6
		2	176	6
		3	20	4
		3	75	4
		3	150	4
		3	185	4
BACW10P115S		1	758	2
		2	688	2
BACW10P163A		1	755A	6
		2	684	6
BRFM20A3		1	960	8
BRF100A4		3	285	2
BRF200A3		1	600	4
		1	997	4
		2	872	4
BRH10A3		3	220	7
		1	907	1
BRH10A6		2	828	1
		3	220A	7
BRH10C3D		3	105	2
BRH10C3M		3	105	2
BRH10C4D		1	800B	2
		2	728	2
		3	325	2
B30MY5K2		3	40A	6
		1	888	2
B30MY6K2		2	808	2
		1	150	1
		1	887	6
B30MY6K3		2	140	1
		2	804	6
		1	890	13
		2	292B	3
B30MY6K4		2	392B	3
		2	812	13
		1	145	5
B30MY6K5		1	205	8
		1	900	4
		2	136	5
		2	188	8
		2	296B	1
		2	396B	1
		2	820	4

52-11-06

 ILLUSTRATED PARTS LIST
 01.1 Page 1012
 Mar 01/04

PART NUMBER	AIRLINE PART NO.	FIG.	ITEM	TTL REQ
B30MY8K9		2	304B	1
		2	404B	1
CCR264SS3-7		1	955	16
CR3253-4-3		2	909	22
CR3253-4-4		2	911	2
CR3253-5-4		2	906	2
		2	912	4
CS204E		1	80	1
		2	88	1
CS208E		1	85	1
		2	92	1
DE786		1	695B	10
		2	652A	10
DE820		1	695B	10
		2	652A	10
FS1PP7DBE9927A		1	275A	1
		1	375A	1
F2000-4		3	285	2
F5000-3BAC		1	600	4
		1	997	4
F5000-3BAC		2	872	4
HL10VAZ5-2		3	40A	6
HL10VAZ6-2		1	888	2
		2	808	2
HL10VAZ6-3		1	150	1
		1	887	6
		2	140	1
		2	804	6
HL10VAZ6-4		1	890	13
		2	292B	3
		2	392B	3
		2	812	13
HL10VAZ6-5		1	145	5
		1	205	8
		1	900	4
		2	136	5
		2	188	8
		2	296B	1
		2	396B	1
		2	820	4
HL10VAZ6-6		1	155	2
		1	210	2
		1	895	2
HL10VAZ8-9		2	304B	1
		2	404B	1

52-11-06

ILLUSTRATED PARTS LIST
01.1 Page 1013
Mar 01/04

PART NUMBER	AIRLINE PART NO.	FIG.	ITEM	TTL REQ
HL1012AZ6-11		1	125	2
		1	180	1
		2	120	2
HL1012AZ6-4		2	168	1
		1	230	4
		2	220	4
HL1012AZ6-6		1	115	1
		1	170	1
		2	112	1
HL1012AZ6-7		2	156	1
		1	185	1
		2	172	1
HL1012AZ6-8		3	55	1
		3	130	1
		3	170	2
		1	110	1
		1	173	1
		2	108	1
HL1012AZ6-9		2	160	1
		3	60	2
		3	135	2
		3	175	2
		1	120	2
		1	175	2
		2	116	2
		2	164	2
		3	10	4
HL1087-6		3	65	1
		3	140	1
		3	25A	4
		3	155A	4
		3	190A	4
HL1187-6		1	235	4
		2	224	4
		3	25	4
		3	80	4
		3	155	4
HL1187DU6		3	190	4
		1	140	6
		1	200	6
		2	132	6
HL12VAZ6-11		2	184	6
		1	125	2
		1	180	1
		2	120	2
		2	168	1

52-11-06

 ILLUSTRATED PARTS LIST
 01.1 Page 1014
 Mar 01/04

PART NUMBER	AIRLINE PART NO.	FIG.	ITEM	TTL REQ
HL12VAZ6-4		1	230	4
		2	220	4
HL12VAZ6-6		1	115	1
		1	170	1
		2	112	1
		2	156	1
		1	185	1
HL12VAZ6-7		2	172	1
		3	55	1
HL12VAZ6-8		3	130	1
		3	170	2
		1	110	1
		1	173	1
		2	108	1
		2	160	1
HL12VAZ6-9		3	60	2
		3	135	2
		3	175	2
		1	120	2
		1	175	2
		2	116	2
		2	164	2
		3	10	4
		3	65	1
		3	140	1
HL70-5		3	45	6
HL79-6		2	300B	4
		2	400B	4
HL79-8		2	308B	1
		2	408B	1
		1	160	8
HL82-6APBW		1	215	10
		1	905	26
		2	148	8
		2	196	10
		2	824	26
HL87-6		1	235	4
		2	224	4
		3	25	4
		3	80	4
		3	155	4
		3	190	4
HL87DU6		1	140	6
		1	200	6
		2	132	6
		2	184	6
HST10AG6-2		2	808B	2

52-11-06

ILLUSTRATED PARTS LIST
01.1 Page 1015
Mar 01/04

PART NUMBER	AIRLINE PART NO.	FIG.	ITEM	TTL REQ
HST10AG6-3		2	140B	1
		2	804B	6
HST10AG6-4		1	320A	3
		1	420A	3
		2	292	3
		2	392	3
		2	812B	13
HST10AG6-5		1	325A	1
		1	425A	1
		2	136B	5
		2	188B	8
		2	296	1
		2	396	1
		2	820B	4
HST10AG6-6		2	144B	2
		2	192B	2
		2	816B	2
HST10AG8-9		1	335A	1
		1	435A	1
		2	304	1
		2	404	1
HST79-6		1	330A	4
		1	430B	4
		2	300	4
		2	400	4
HST79-8		1	340A	1
		1	440B	1
		2	308	1
		2	408	1
HST79CY6		1	330A	4
		1	430B	4
		2	300	4
		2	400	4
HST79CY8		1	340A	1
		1	440B	1
		2	308	1
		2	408	1
HST82CY6APBW		2	148B	8
		2	196B	10
		2	824B	26
HST826AW		2	148B	8
		2	196B	10
		2	824B	26

52-11-06

 ILLUSTRATED PARTS LIST
 01.1 Page 1016
 Mar 01/04

PART NUMBER	AIRLINE PART NO.	FIG.	ITEM	TTL REQ
H01-3BAC		3	105	2
H10-3BAC		3	220	7
H10-6BAC		1	907	1
		2	828	1
H19700P3		1	515	2
		2	464	2
H51650-3BAC		3	220A	7
H51650-4BAC		1	800B	2
		2	728	2
		3	325	2
H52732-4CD		1	265B	1
		2	252	1
H52732-4CM		1	70A	1
		2	80	1
KP4A		1	80	1
		2	88	1
KP4AFS428		1	80	1
		2	88	1
KP4AG27		1	80	1
		2	88	1
KP4ALY196		1	80	1
		2	88	1
KP4ANJC		1	80	1
		2	88	1
KP4ASD610		1	80	1
KP4ASD610		2	88	1
KP4A2TS		1	80	1
		2	88	1
KP8A		1	85	1
		2	92	1
KP8AFS428		1	85	1
		2	92	1
KP8AG27		1	85	1
		2	92	1
KP8ANJC		1	85	1
		2	92	1
KP8A2TS		1	85	1
		2	92	1
KP8BSD610		1	85	1
		2	92	1
K19701P3		1	510	2
		2	460	2

52-11-06

ILLUSTRATED PARTS LIST
01.1 Page 1017
Mar 01/04

PART NUMBER	AIRLINE PART NO.	FIG.	ITEM	TTL REQ
K29646-3		1	130	6
		1	190	6
		2	124	6
		2	176	6
		3	20	4
		3	75	4
		3	150	4
		3	185	4
K29913-3		1	135	6
		1	195	6
		2	128	6
		2	180	6
		3	15	4
		3	70	4
		3	145	4
		3	180	4
LLKP4A		1	80	1
		2	88	1
LLKP8A		1	85	1
		2	92	1
L800-6-6		2	144	2
		2	192	2
		2	816	2
L8006K6		1	155	2
		1	210	2
		1	895	2
L8006K6		2	144	2
		2	192	2
		2	816	2
L802-6K11		1	125	2
		1	180	1
		2	120	2
		2	168	1
L802-6K4		1	230	4
		2	220	4
L802-6K6		1	115	1
		1	170	1
		2	112	1
		2	156	1
L802-6K7		1	185	1
		2	172	1
		3	55	1
		3	130	1
		3	170	2

52-11-06

 ILLUSTRATED PARTS LIST
 01.1 Page 1018
 Mar 01/04

PART NUMBER	AIRLINE PART NO.	FIG.	ITEM	TTL REQ	
L802-6K8		1	110	1	
		1	173	1	
		2	108	1	
		2	160	1	
		3	60	2	
		3	135	2	
		3	175	2	
	L802-6K9		1	120	2
			1	175	2
			2	116	2
		2	164	2	
		3	10	4	
		3	65	1	
		3	140	1	
MF1000-3BAC			1	960	8
		MS16632-4023	1	392	1
MS16633-4025			2	368	1
		1	392A	1	
MS20253P2-350		2	368A	1	
		1	555	1	
MS27253F4		2	508	1	
		1	940	1	
MS27253F4		2	970	1	
	MS27641-4G		1	275B	1
		1	375B	1	
NAS1149C0363R		2	256	1	
		2	348	1	
NAS1149D0363J		2	348	1	
		3	100	2	
NAS1149D0416J		1	485B	86	
		1	310B	4	
NAS1149D0463J		1	410B	4	
		1	795C	2	
NAS1149F0363P		2	724	2	
		1	258A	1	
NAS1149F0463P		3	215	7	
		3	270A	2	
NAS1398D4A3		3	320	4	
		1	17A	14	
NAS1398D4A4		1	18A	2	
		1	16A	4	
NAS1804-4		1	35	4	
		2	52	4	
NAS1805-3		1	495A	86	
		1	500A	84	
		2	448	86	
		2	452	84	

52-11-06

ILLUSTRATED PARTS LIST
01.1 Page 1019
Mar 01/04

PART NUMBER	AIRLINE PART NO.	FIG.	ITEM	TTL REQ
NAS1805-3L		1	495B	86
NAS1805-4		1	315A	1
		1	415A	1
		2	288	1
		2	388	1
NAS1805-4L		1	315B	1
		1	415B	1
		1	725A	4
		1	845A	4
		2	664	4
		2	764	4
NAS42DD4-63		1	565	1
		2	516	1
NAS43HT6-3		1	342B	1
		2	316	1
NAS43HT6-6		1	342C	1
		2	320	1
NAS514P1032-10		3	210	1
NAS514P1032-8		3	205	6
NNS62N003		1	730B	2
		2	668	2
NS103185-048		3	285	2
NS103203-02		1	600	4
		1	997	4
		2	872	4
NS103218-02		1	960	8
NS202101-02		3	220	7
NS202101SE02		3	105	2
NS202486-02		3	220A	7
NS202486-048		1	800B	2
		2	728	2
		3	325	2

52-11-06

 ILLUSTRATED PARTS LIST
 01.1 Page 1020
 Mar 01/04

PART NUMBER	AIRLINE PART NO.	FIG.	ITEM	TTL REQ
PLH54CD		1	265B	1
		2	252	1
PLH54CM		1	70A	1
		2	80	1
RMF9201-3		1	600	4
		1	997	4
		2	872	4
RMF9201M3		1	960	8
		3	285	2
RMF9207-4		3	220	7
RMLH9075-3W		1	907	1
RMLH9075-6		2	828	1
		1	278	1
RRN75S		1	378	1
		2	260	1
		2	352	1
RV571A3-7		1	955	16
SF15-120-19		1	10C	1
		2	8	1
SF15-120-20		1	15C	1
		2	12	1
SF15-120-7		1	10A	1
SF15-120-8		1	15A	1
S140T263-19		1	10C	1
		2	8	1
S140T263-20		1	15C	1
		2	12	1
S140T263-7		1	10A	1
S140T263-8		1	15A	1
S411T100-101		1	695B	10
		2	652A	10
S411T100-107		1	695B	10
		2	652A	10

52-11-06

ILLUSTRATED PARTS LIST
01.1 Page 1021
Mar 01/04

PART NUMBER	AIRLINE PART NO.	FIG.	ITEM	TTL REQ
TLN1020-3N		1	515	2
		2	464	2
TLN1020L3W		1	510	2
		2	460	2
T6C1032JCD		3	220A	7
T6C1032JM		3	105	2
T6C428JCD		1	800B	2
		2	728	2
		3	325	2
T6S1032J		3	220	7
T8091S1032		1	600	4
		1	997	4
		2	872	4
T8114S428S		3	285	2
VN152A1-02		1	600	4
		1	997	4
		2	872	4
VN252A02		1	960	8
VN303A02		3	220	7
VN303D02		3	105	2
102LH9075-3W		3	220A	7
102LH9075-4W		1	800B	2
		2	728	2
		3	325	2
109LH9075-3W		3	105	2
141N6121-19		2	921	1
141N6121-20		2	924	1
141N6121-21		2	930	1
141N6121-22		2	933	1
141N6121-23		2	915	1
141N6121-24		2	936	1
141N6121-25		2	918	1
141N6121-26		2	939	1
141N6121-27		2	927	1
141T6121-1		1	1	RF
141T6121-105		1	1A	RF
141T6121-107		1	5A	RF
141T6121-113		1	1B	RF
141T6121-115		1	5B	RF

52-11-06

 ILLUSTRATED PARTS LIST
 01.1 Page 1022
 Mar 01/04

PART NUMBER	AIRLINE PART NO.	FIG.	ITEM	TTL REQ
141T6121-126		2	954	1
141T6121-127		2	960	1
141T6121-128		2	948	1
141T6121-129		2	942	1
141T6121-134		2	963	1
141T6121-135		2	957	1
141T6121-136		2	945	1
141T6121-137		2	951	1
141T6121-139		1	1C	RF
141T6121-141		1	5C	RF
141T6121-145		1	1D	RF
141T6121-146		1	5D	RF
141T6121-147		1	1E	RF
141T6121-148		1	5E	RF
141T6121-151		1	1G	RF
141T6121-19		1	19	1
141T6121-3		1	5	RF
141T6121-37		1	968	1
		1	975	1
		2	965	1
141T6121-41		1	1H	RF
		2	1A	RF
141T6121-42		1	5G	RF
		2	4	RF
141T6121-43		1	1J	RF
		2	1B	RF
141T6121-46		1	5H	RF
		2	4A	RF
141T6121-48		1	522	2
		2	479	2
141T6121-49		1	521	2
		2	478	2
141T6121-5001		1	970	1
141T6121-5002		1	973	1
141T6121-5003		1	970A	1
141T6121-5004		1	973A	1
141T6121-5005		1	970B	1
141T6121-5006		1	973B	1
141T6121-5011		1	970C	1
141T6121-5012		1	973C	1
141T6121-5013		1	973D	1
141T6121-61		1	1L	RF
		2	1C	RF

52-11-06

ILLUSTRATED PARTS LIST
01.1 Page 1023
Mar 01/04

PART NUMBER	AIRLINE PART NO.	FIG.	ITEM	TTL REQ
141T6121-62		1	5J	RF
		2	4B	RF
141T6121-63		1	1M	RF
141T6121-63		2	1D	RF
141T6121-64		1	5K	RF
		2	4C	RF
141T6121-69		1	1N	RF
		2	1E	RF
141T6121-70		1	5L	RF
		2	4D	RF
141T6121-71		1	1P	RF
		2	1F	RF
141T6121-75		1	1Q	RF
		2	1G	RF
141T6121-76		1	5M	RF
		2	4E	RF
141T6121-79		1	1R	RF
		2	1H	RF
141T6121-80		1	5N	RF
		2	4F	RF
141T6121-83		1	1S	RF
		2	1J	RF
141T6121-87		1	1T	RF
		2	1K	RF
141T6121-88		1	5P	RF
		2	4G	RF
141T6121-91		1	1U	RF
		2	1L	RF
141T6123-2		1	385A	1
		2	360	1
141T6124-4		1	380B	1
141T6124-5		1	280C	1
141T6127-3		1	590A	1
		1	991	1
141T6127-4		1	610B	1
		1	999	1

52-11-06

 ILLUSTRATED PARTS LIST
 01.1 Page 1024
 Mar 01/04

PART NUMBER	AIRLINE PART NO.	FIG.	ITEM	TTL REQ
141T6127-5		1	991A	1
		2	860	1
141T6127-6		1	999A	1
		2	876	1
141T6130-1		1	105	1
		1	106	1
		1	107	1
		2	152	1
141T6130-10		2	200C	1
141T6130-11		2	152C	1
141T6130-12		2	200D	1
141T6130-13		2	152D	1
141T6130-3		1	165	1
		1	166	1
		1	167	1
		2	200	1
141T6130-5		1	105A	1
		1	106A	1
		1	107A	1
		2	152A	1
141T6130-7		1	165A	1
		1	166A	1
		1	167A	1
		2	200A	1
141T6130-8		1	107B	1
		2	152B	1
141T6130-9		1	167B	1
		2	200B	1
141T6141-2		1	290C	1
141T6141-4		1	390B	1
141T6141-6		1	390D	1
		2	364	1
141T6141-7		1	290D	1
		2	268	1

52-11-06

ILLUSTRATED PARTS LIST
01.1 Page 1025
Mar 01/04

PART NUMBER	AIRLINE PART NO.	FIG.	ITEM	TTL REQ
141T6142-1		1	55	1
		2	68	1
141T6142-3		1	60	1
		2	72	1
141T6142-6		2	68A	1
141T6142-7		2	72A	1
141T6143-5		1	50B	1
		2	64	1
141T6143-6		1	20B	1
		2	32	1
141T6143-7		1	28	2
		2	44	2
141T6147-4		1	465	2
		2	468	2
141T6147-5		1	470	2
		2	472	2
141T6149-15		1	450A	1
		2	416	1
141T6149-17		1	455A	1
		2	420	1
141T6149-19		1	395A	1
		2	372	1
141T6149-20		1	400A	1
		2	376	1
141T6149-23		1	343	1
		2	324	1
141T6149-24		1	343A	1
		2	328	1
141T6149-25		1	295B	1
		2	272	1
141T6149-26		1	300B	1
		2	276	1
141T6175-3		1	365B	1

52-11-06

 ILLUSTRATED PARTS LIST
 01.1 Page 1026
 Mar 01/04

PART NUMBER	AIRLINE PART NO.	FIG.	ITEM	TTL REQ
141T6175-4		1	250C	1
141T6176-3		1	345B	1
141T6176-4		1	345C	1
		2	332	1
141T6235-1		1	520	2
		1	523A	4
		2	476	2
141T6235-2		1	520B	2
		1	522L	4
		1	523	4
		2	479L	4
141T6235-3		1	520E	2
		1	521L	4
		1	523D	4
		2	478L	4
141T6235-4		1	520F	2
		1	521S	2
		1	523E	4
		2	478S	2
141T6255-3		1	305	1
		1	405	1
		2	280	1
		2	380	1
141T6290-2		1	560	2
		2	512	2
141T6290-3		1	545	1
		2	500	1
141T6290-4		1	527	1
141T6290-5		1	570	1
		2	520	1
141T6290-501		1	525A	1
		2	484	1
141T6290-7		1	575	1
		2	524	1
141T6291-1		1	585	1
		2	532	1
141T6291-2		1	587	1
141T6299-501		1	535A	1
		2	492	1
141T6334-1		1	250D	1
		1	365C	1
		2	236	1
		2	344	1
141T6334-2		1	280D	1
		1	380C	1
		2	264	1
		2	356	1

52-11-06

ILLUSTRATED PARTS LIST
01.1 Page 1027
Mar 01/04

PART NUMBER	AIRLINE PART NO.	FIG.	ITEM	TTL REQ
141T6501-2		1	580A	1
		2	528	1
141T6545-7		1	820	2
		2	744	2
141T6545-8		1	863	1
		2	780	1
141T6545-9		1	864	1
		2	784	1
141T6584-10		1	870B	1
		2	792	1
141T6584-5		1	865	1
141T6584-6		1	870	1
141T6584-9		1	865B	1
		2	788	1
141T6585-5		1	875	1
141T6585-6		1	880	1
141T6585-7		1	875A	1
		2	796	1
141T6585-8		1	880A	1
		2	800	1
141T6586-11		1	765A	1
		2	696	1
141T6586-12		1	770A	1
		2	700	1
141T6586-13		1	780A	1
141T6586-13		2	712	1
141T6586-14		1	785A	1
		2	716	1
141T6586-17		1	765B	1
		2	696A	1
141T6586-18		1	770B	1
		2	700A	1
141T6586-19		1	780B	1
		2	712A	1
141T6586-20		1	785B	1
		2	716A	1
141T6587-10		1	810B	1
		2	736	1
141T6587-9		1	805B	1
		2	732	1
141T6588-13		1	825C	1
		2	748A	1
141T6588-14		1	830C	1
		2	752A	1
		2	844A	1

52-11-06

 ILLUSTRATED PARTS LIST
 01.1 Page 1028
 Mar 01/04

PART NUMBER	AIRLINE PART NO.	FIG.	ITEM	TTL REQ
141T6588-15		1	855B	1
		1	985	1
		2	772	1
141T6588-16		1	860B	1
		1	988	1
		2	776	1
141T6588-19		1	825D	1
		1	976	1
		2	748	1
141T6588-20		1	830D	1
		1	979	1
		2	752	1
141T6588-21		1	855D	1
		1	985A	1
		2	772A	1
141T6588-22		1	860D	1
		1	988B	1
		2	776A	1
141T6588-3		1	855	1
141T6588-4		1	860	1
141T6588-7		1	825A	1
141T6588-8		1	830A	1
141T6589-1		1	850	2
141T6589-2		1	850A	2
		1	982	2
		2	768	2
141T6592-4		1	790B	2
		2	720	2
141T6599-3		1	75	1
		2	84	1
		1	95	1
141T6616-2		2	100	1
		1	90	1
141T6616-3		2	96	1

52-11-06

PART NUMBER	AIRLINE PART NO.	FIG.	ITEM	TTL REQ
141T6616-6		2	96A	1
141T6625-1		1	740A	2
		2	676	2
141T6626-1		1	750A	2
		2	680	2
141T6628-1		1	225	1
		2	216	1
141T6628-3		1	245	1
		2	232	1
141T6631-1		1	100	1
		2	104	1
141T6640-2		1	255A	1
		2	240	1
141T6641-1		1	460B	1
		2	428	1
141T6642-1		1	361	1
		2	336	1
411T3016-10		1	5F	RF
411T3016-9		1	1F	RF
411T3049-10		1	943B	1
411T3049-7		1	942C	1
411T3049-8		1	943C	1
411T3049-9		1	942B	1
411T3050-31		1	945	1
411T3050-32		1	947	1
411T3050-33		1	948	1
411T3050-34		1	950	1
411T3050-35		1	962	1
411T3050-36		1	963	1
411T3050-37		1	965	1
411T3050-38		1	967	1
411T3050-55		1	958	2

52-11-06

 ILLUSTRATED PARTS LIST
 01.1 Page 1030
 Mar 01/04

PART NUMBER	AIRLINE PART NO.	FIG.	ITEM	TTL REQ
411T3050-56		1	957	2
416T2040-10		2	540A	1
		3	5A	RF
416T2040-5		1	615B	1
		2	536	1
		3	1A	RF
416T2040-6		1	620B	1
		2	540	1
		3	5	RF
416T2040-9		2	536A	1
		3	1B	RF
416T2164-15		3	225	6
416T2180-2		3	230	1
416T2180-3		3	235	1
416T2182-2		3	335	1
416T2182-5		3	335A	1
416T2191-3		3	115	2
416T2192-1		3	30	2
		3	85	4
		3	160	4
		3	195	4
416T2193-1		3	90	2
		3	165	2
416T2194-2		3	200	2
416T2197-1		3	120A	1
		3	125	1
416T2197-2		3	120	1
		3	125A	1
416T2199-1		3	275	1
416T2200-2		3	310	1
416T2202-1		3	340	1
416T2203-1		3	300	2
416T2204-1		3	245	6
416T2204-3		3	255	6
416T2204-5		3	250	6
416T2308-1		3	35	2

52-11-06

ILLUSTRATED PARTS LIST
01.1 Page 1031
Mar 01/04

PART NUMBER	AIRLINE PART NO.	FIG.	ITEM	TTL REQ
416T2309-1		3	50	2
416T4021-2		3	335B	1
52LH6073-02		1	515	2
		2	464	2
53488-1032		1	515	2
		2	464	2
53488W1032		1	510	2
		2	460	2
6073-0		1	510	2
		2	460	2
66014-5		3	45	6
66014-6		2	300B	4
		2	400B	4
66014-8		2	308B	1
		2	408B	1
70188-3		1	130	6
		1	190	6
		2	124	6
		2	176	6
		3	20	4
		3	75	4
		3	150	4
		3	185	4
70191-3		1	135	6
		1	195	6
		2	128	6
		2	180	6
		3	15	4
		3	70	4
		3	145	4
		3	180	4
922007-3		1	130	6
		1	190	6
		2	124	6
		2	176	6
		3	20	4
		3	75	4
		3	150	4
		3	185	4
922008-3		1	135	6
		1	195	6
		2	128	6
		2	180	6
		3	15	4
		3	70	4
		3	145	4
		3	180	4

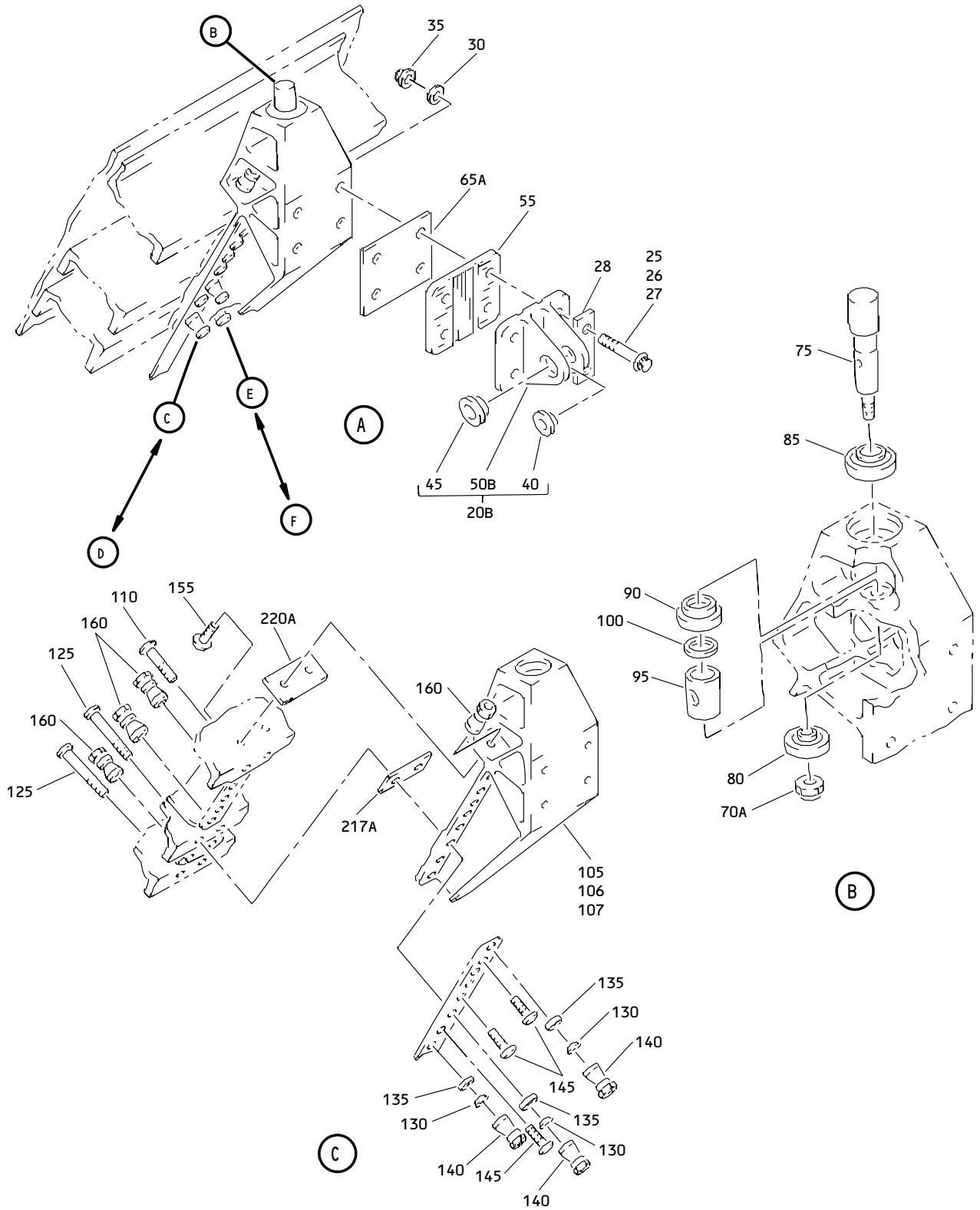
52-11-06

 ILLUSTRATED PARTS LIST
 01.1 Page 1032
 Mar 01/04

PART NUMBER	AIRLINE PART NO.	FIG.	ITEM	TTL REQ		
942007-3		1	130	6		
		1	190	6		
		2	124	6		
		2	176	6		
		3	20	4		
		3	75	4		
		3	150	4		
		3	185	4		
		942008-3		1	135	6
				1	195	6
2	128			6		
2	180			6		
3	15			4		
3	70			4		
3	145			4		
3	180			4		
96-02		3	220	7		
96-064		1	907	1		
		2	828	1		
97E02		3	105	2		

52-11-06

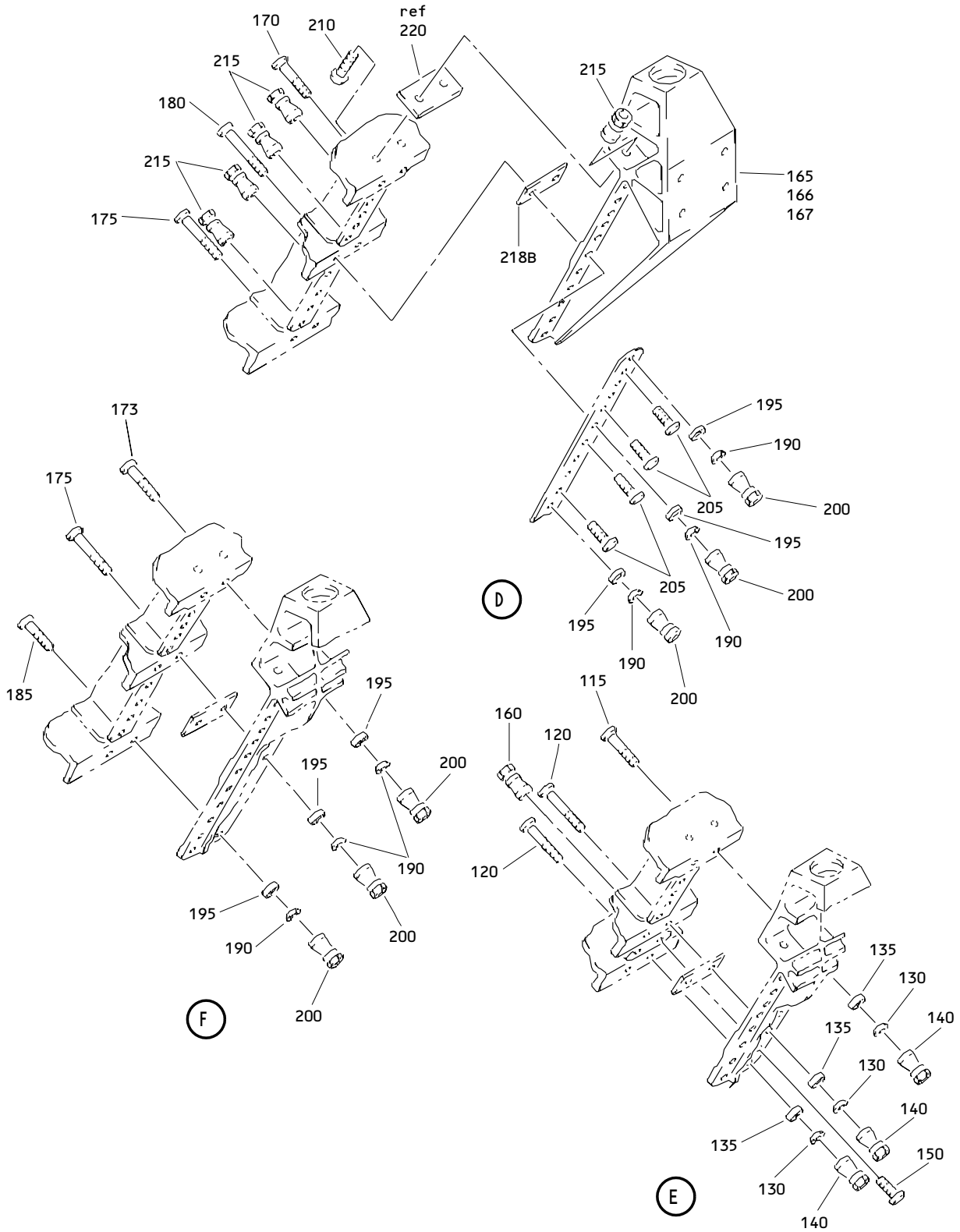
ILLUSTRATED PARTS LIST
01.1 Page 1033
Mar 01/04



Forward Entry and Service Door Assembly
Figure 1 (Sheet 2)

52-11-06

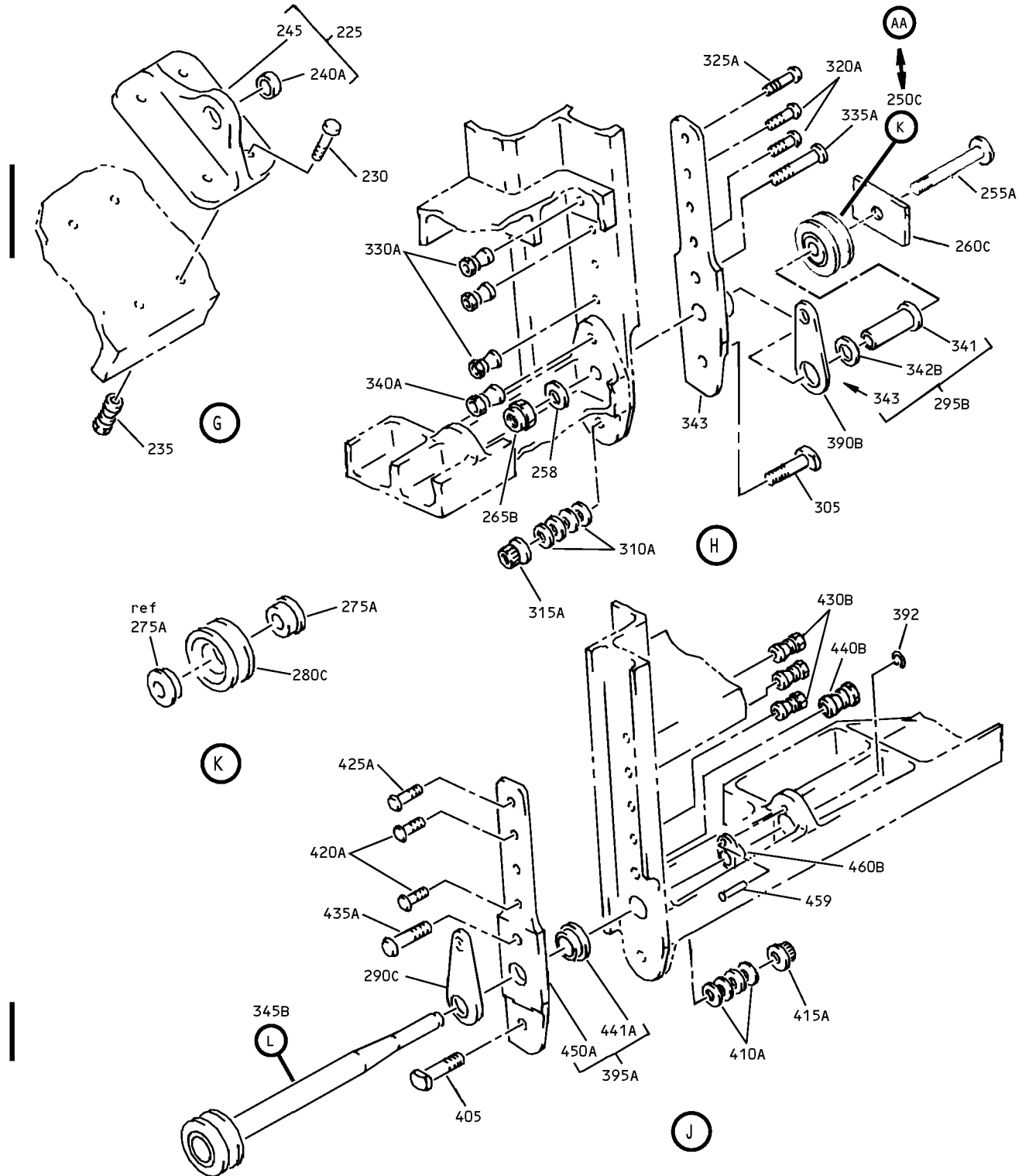
ILLUSTRATED PARTS LIST
01.1 Page 1035
Mar 01/04



Forward Entry and Service Door Assembly
 Figure 1 (Sheet 3)

52-11-06

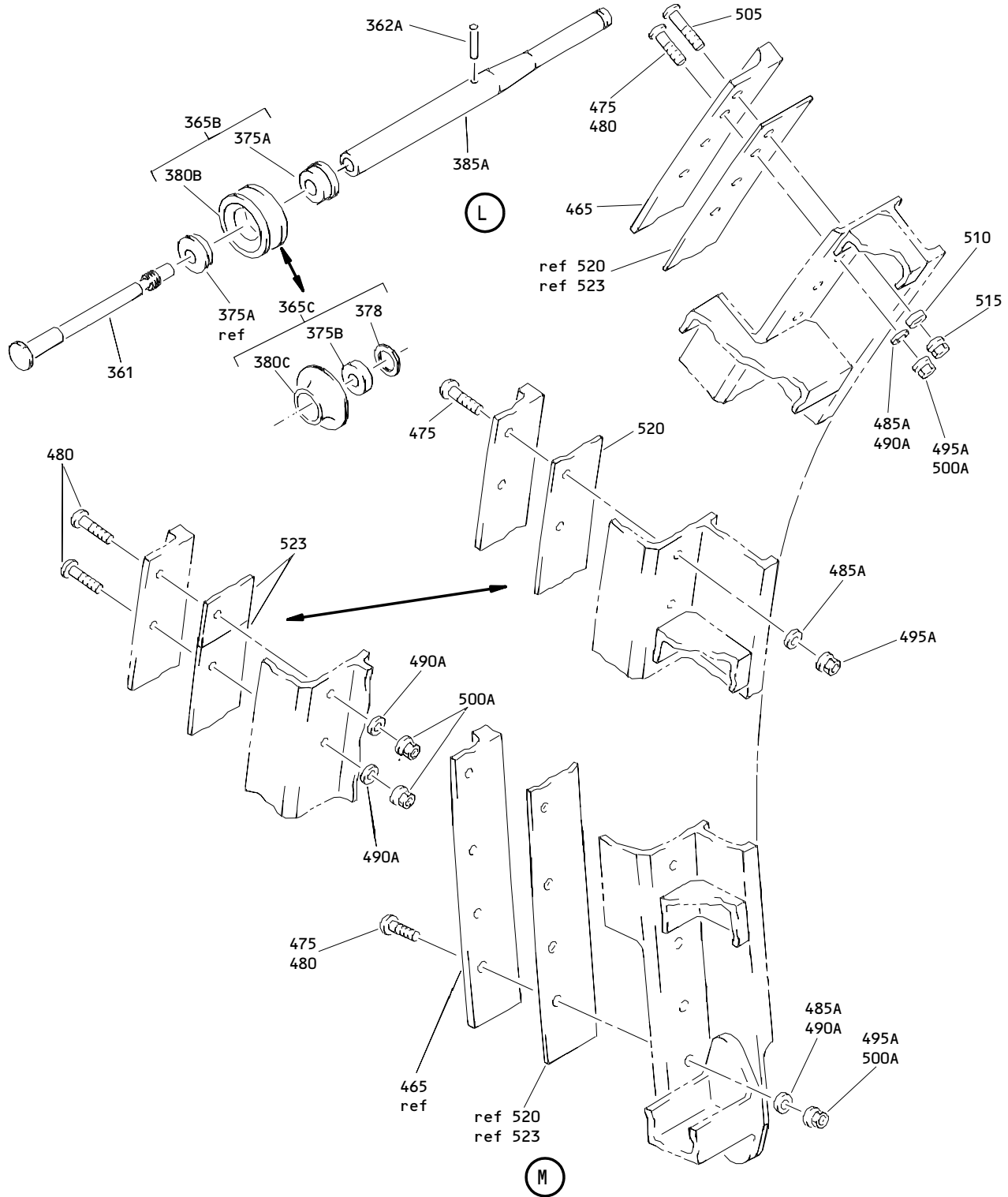
ILLUSTRATED PARTS LIST
 01.1 Page 1036
 Mar 01/04



Forward Entry and Service Door Assembly
Figure 1 (Sheet 4)

52-11-06

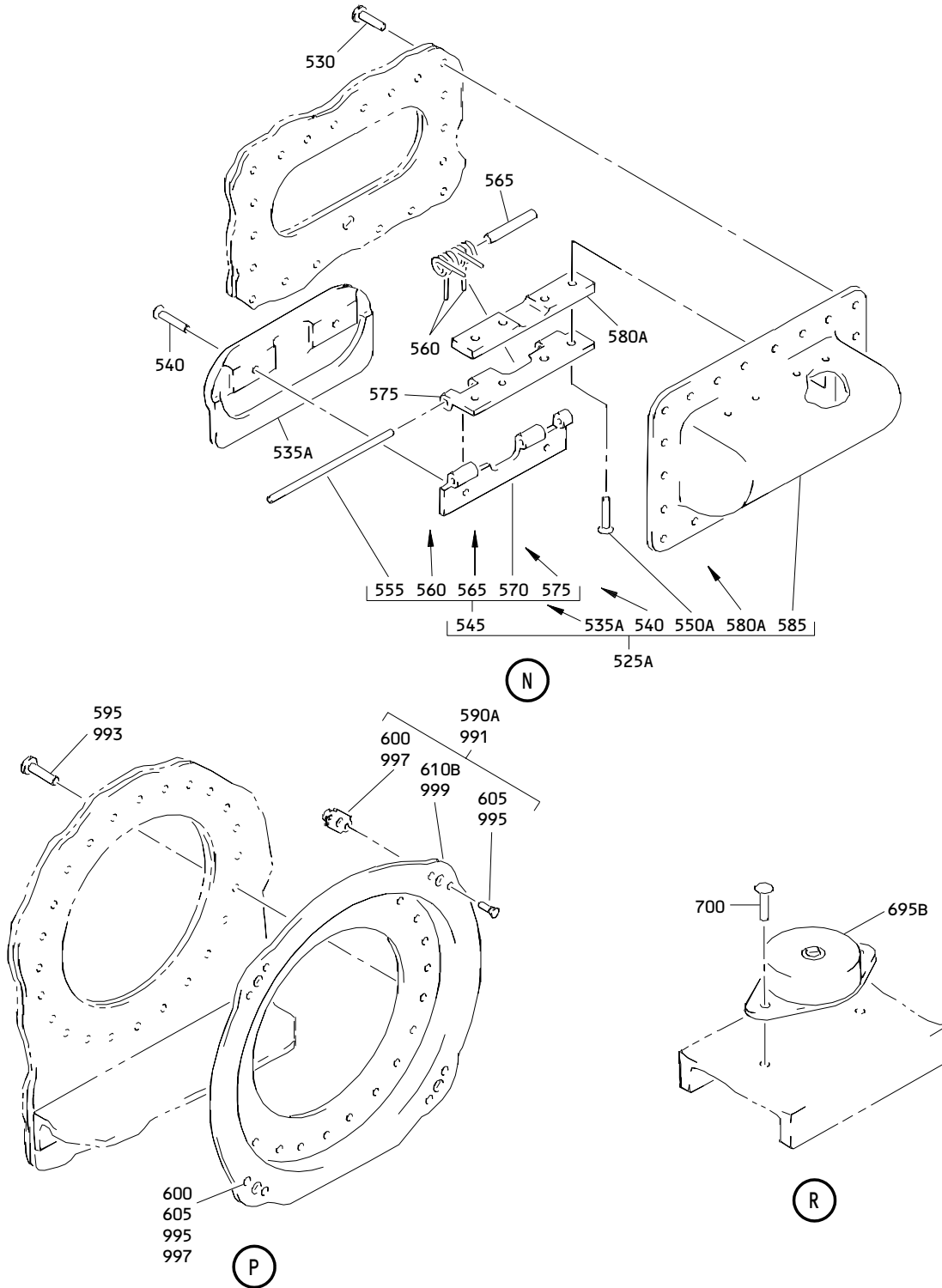
ILLUSTRATED PARTS LIST
01.1 Page 1037
Mar 01/04



Forward Entry and Service Door Assembly
 Figure 1 (Sheet 5)

52-11-06

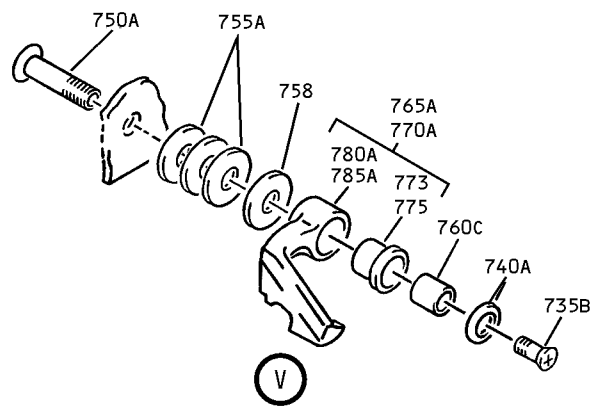
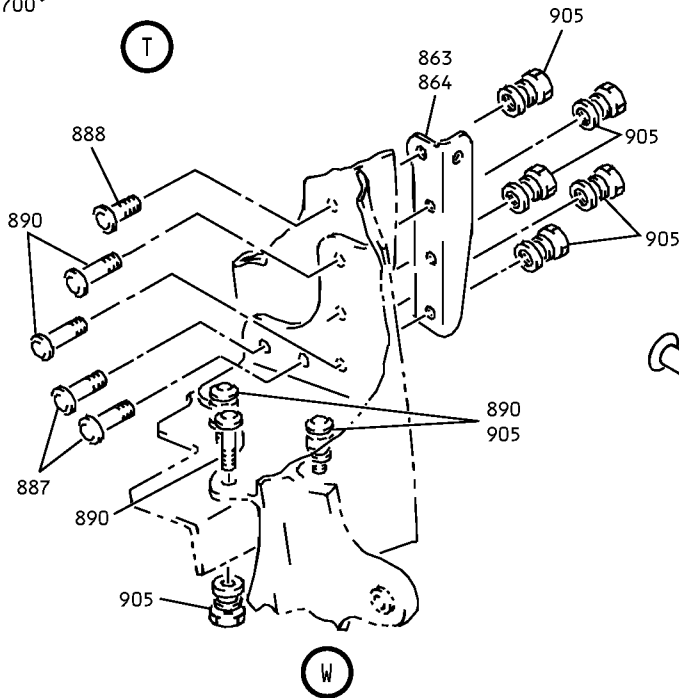
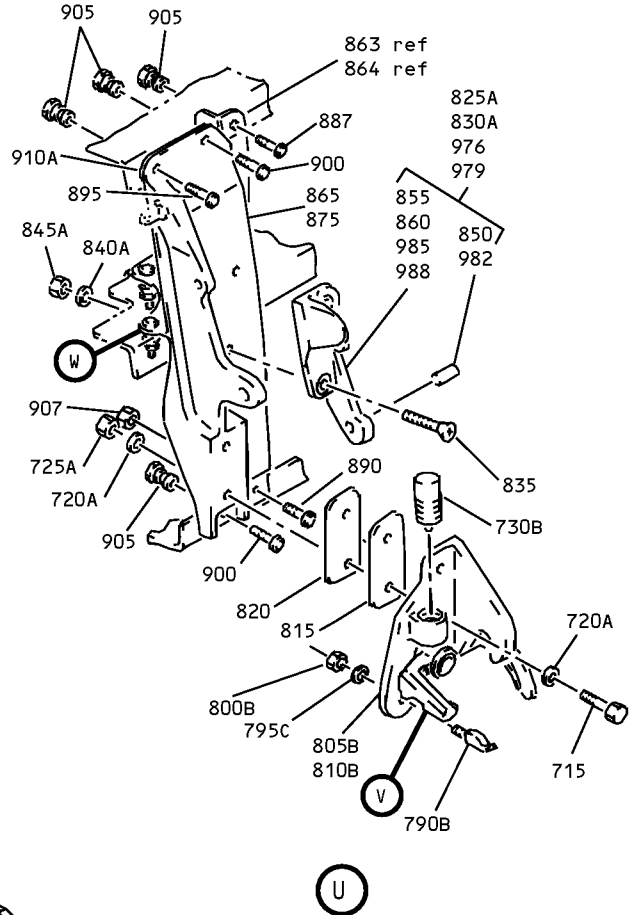
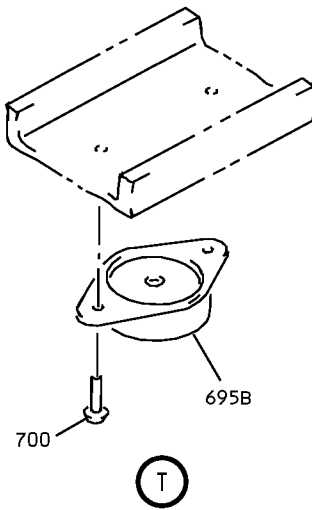
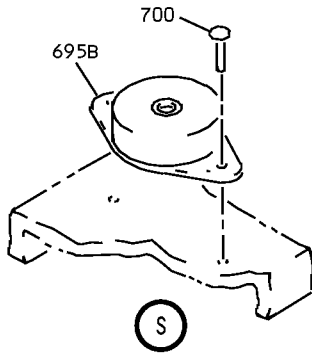
ILLUSTRATED PARTS LIST
 01.1 Page 1038
 Mar 01/04



Forward Entry and Service Door Assembly
Figure 1 (Sheet 6)

52-11-06

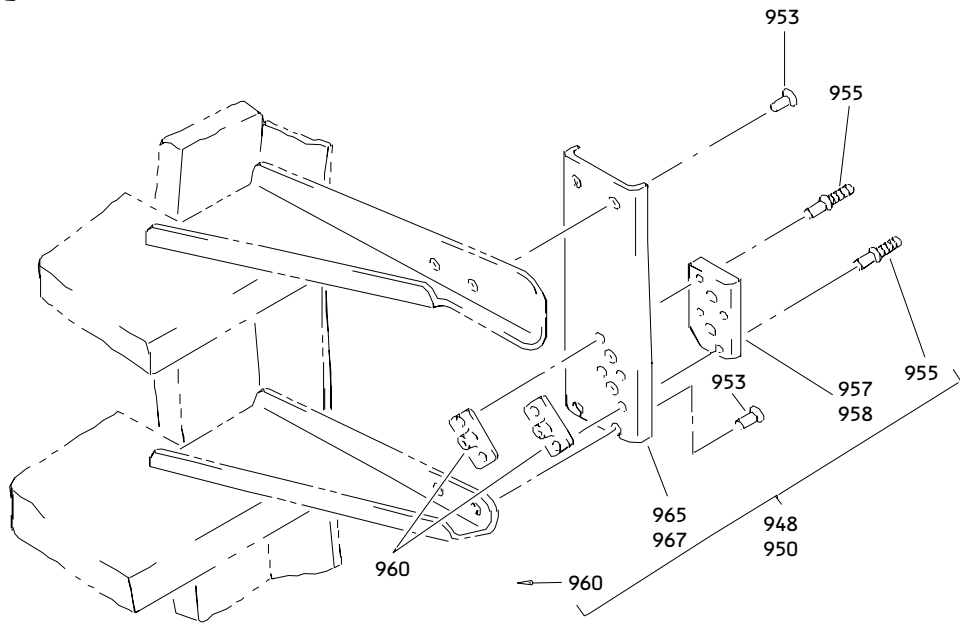
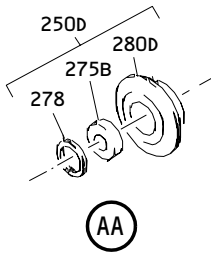
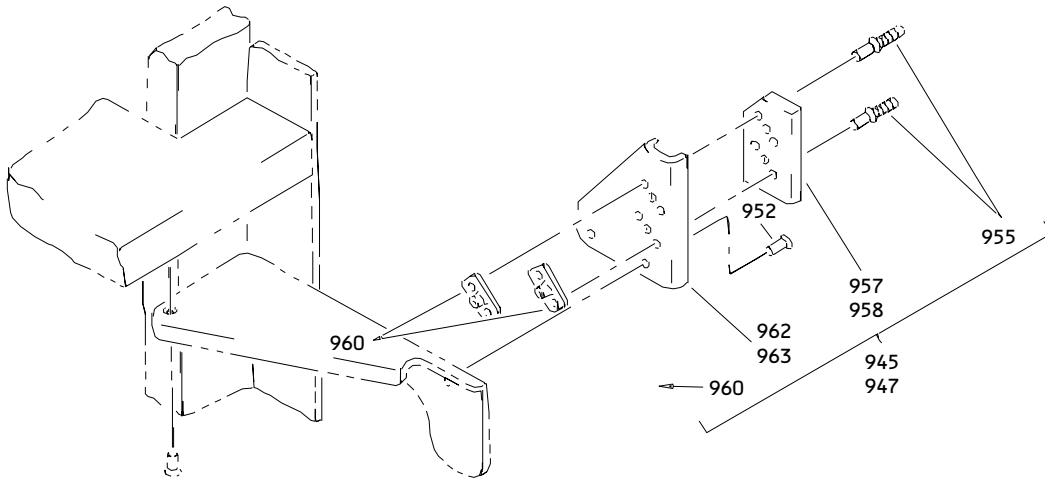
ILLUSTRATED PARTS LIST
01.1 Page 1039
Mar 01/04



Forward Entry and Service Door Assembly
 Figure 1 (Sheet 7)

52-11-06

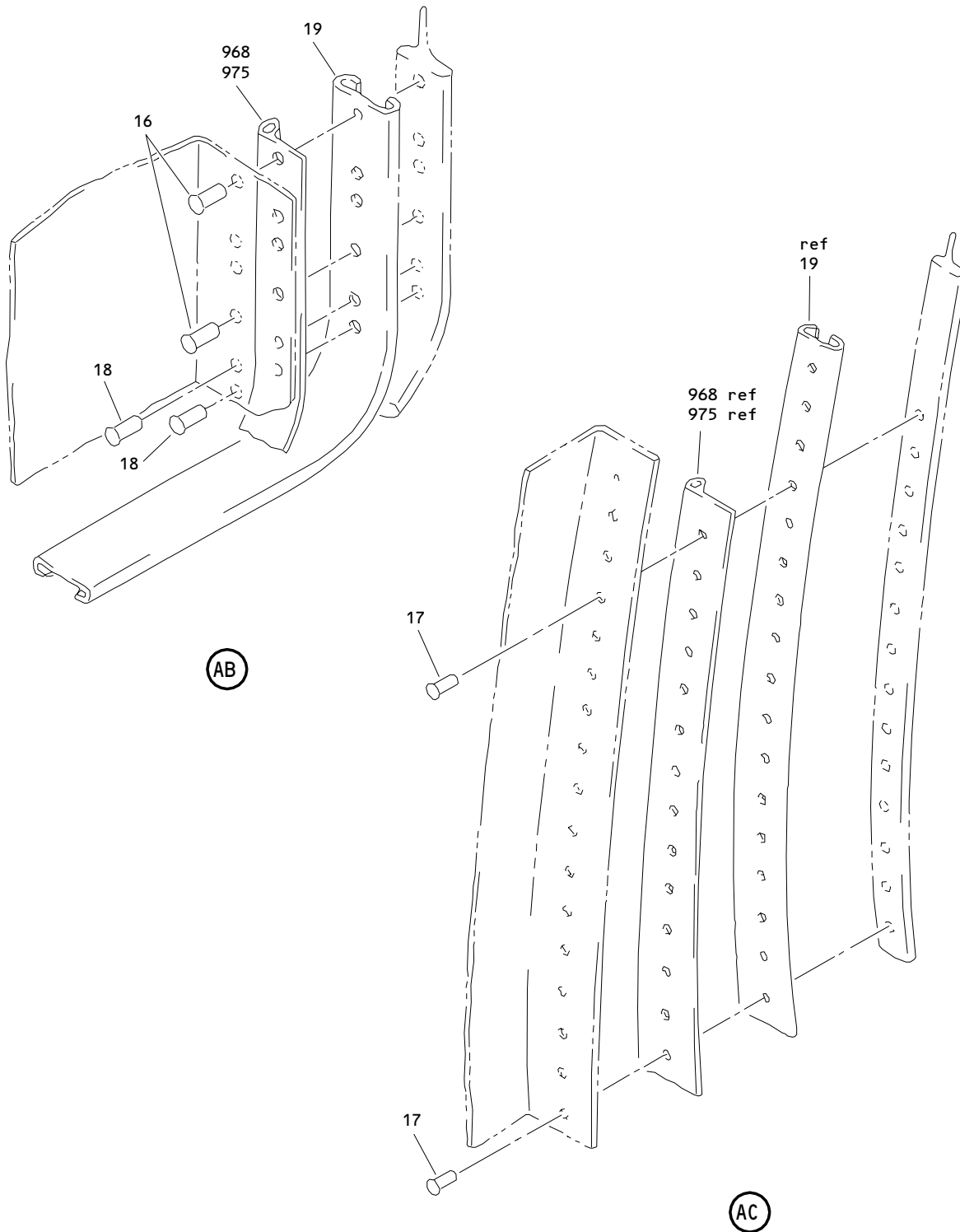
ILLUSTRATED PARTS LIST
 01.1 Page 1040
 Mar 01/04



Forward Entry and Service Door Assembly
Figure 1 (Sheet 8)

52-11-06

ILLUSTRATED PARTS LIST
01.1 Page 1041
Mar 01/04



Forward Entry and Service Door Assembly
Figure 1 (Sheet 9)

52-11-06

ILLUSTRATED PARTS LIST
01.1 Page 1042
Mar 01/04



BOEING
COMPONENT
MAINTENANCE MANUAL

FIG. & ITEM	PART NO.	AIRLINE PART NUMBER	NOMENCLATURE 1234567	EFF CODE	QTY PER ASSY
01- -1	141T6121-1		DOOR ASSY-FWD ENTRY AND SVCE LH	A	RF
-1A	141T6121-105		DOOR ASSY-FWD ENTRY AND SVCE LH	B	RF
-1B	141T6121-113		DOOR ASSY-FWD ENTRY AND SVCE LH	C	RF
-1C	141T6121-139		DOOR ASSY-FWD ENTRY AND SVCE LH	D	RF
-1D	141T6121-145		DOOR ASSY-FWD ENTRY AND SVCE LH	J	RF
-1E	141T6121-147		DOOR ASSY-FWD ENTRY AND SVCE LH	L	RF
-1F	411T3016-9		DOOR ASSY-(REWORK) (LH)	N	RF
-1G	141T6121-151		DOOR ASSY-FWD ENTRY AND SVCE LH	Q	RF
-1H	141T6121-41		DOOR ASSY-FWD ENTRY AND SVCE LH	R	RF
-1J	141T6121-43		(FOR DETAILS SEE FIG. 2) DOOR ASSY-FWD ENTRY AND SVCE LH	V	RF
-1K	141T6121-45		DOOR ASSY-FWD ENTRY AND SVCE LH	S	RF
-1L	141T6121-61		(FOR DETAILS SEE FIG. 2) DOOR ASSY-FWD ENTRY AND SVCE LH	W	RF
-1M	141T6121-63		(FOR DETAILS SEE FIG. 2) DOOR ASSY-FWD ENTRY AND SVCE LH	X	RF
-1N	141T6121-69		(FOR DETAILS SEE FIG. 2) DOOR ASSY-FWD ENTRY AND SVCE LH	AA	RF
-1P	141T6121-71		(FOR DETAILS SEE FIG. 2) DOOR ASSY-FWD ENTRY AND SVCE LH	AB	RF
-1Q	141T6121-75		(FOR DETAILS SEE FIG. 2) DOOR ASSY-FWD ENTRY AND SVCE LH	AC	RF
-1R	141T6121-79		(FOR DETAILS SEE FIG. 2) DOOR ASSY-FWD ENTRY AND SVCE LH	AF	RF
-1S	141T6121-83		(FOR DETAILS SEE FIG. 2) DOOR ASSY-FWD ENTRY AND SVCE LH	AH	RF

52-11-06

ILLUSTRATED PARTS LIST
01.1 Page 1043
Mar 01/04

FIG. & ITEM	PART NO.	AIRLINE PART NUMBER	NOMENCLATURE 1234567	EFF CODE	QTY PER ASSY
01- -1T	141T6121-87		DOOR ASSY-FWD ENTRY AND SVCE LH (FOR DETAILS SEE FIG. 2)	AJ	RF
-1U	141T6121-91		DOOR ASSY-FWD ENTRY AND SVCE LH (FOR DETAILS SEE FIG. 2)	AL	RF
-5	141T6121-3		DOOR ASSY-FWD ENTRY AND SVCE RH	E	RF
-5A	141T6121-107		DOOR ASSY-FWD ENTRY AND SVCE RH	F	RF
-5B	141T6121-115		DOOR ASSY-FWD ENTRY AND SVCE RH	G	RF
-5C	141T6121-141		DOOR ASSY-FWD ENTRY AND SVCE RH	H	RF
-5D	141T6121-146		DOOR ASSY-FWD ENTRY AND SVCE RH	K	RF
-5E	141T6121-148		DOOR ASSY-FWD ENTRY AND SVCE RH	M	RF
-5F	411T3016-10		DOOR ASSY-(REWORK) (RH)	P	RF
-5G	141T6121-42		DOOR ASSY-FWD ENTRY AND SVCE RH (FOR DETAILS SEE FIG. 2)	T	RF
-5H	141T6121-46		DOOR ASSY-FWD ENTRY AND SVCE RH (FOR DETAILS SEE FIG. 2)	U	RF
-5J	141T6121-62		DOOR ASSY-FWD ENTRY AND SVCE RH (FOR DETAILS SEE FIG. 2)	Y	RF
-5K	141T6121-64		DOOR ASSY-FWD ENTRY AND SVCE RH (FOR DETAILS SEE FIG. 2)	Z	RF
-5L	141T6121-70		DOOR ASSY-FWD ENTRY AND SVCE RH (FOR DETAILS SEE FIG. 2)	AD	RF
-5M	141T6121-76		DOOR ASSY-FWD ENTRY AND SVCE RH (FOR DETAILS SEE FIG. 2)	AE	RF
-5N	141T6121-80		DOOR ASSY-FWD ENTRY AND SVCE RH (FOR DETAILS SEE FIG. 2)	AG	RF
-5P	141T6121-88		DOOR ASSY-FWD ENTRY AND SVCE RH (FOR DETAILS SEE FIG. 2)	AK	RF

52-11-06

 ILLUSTRATED PARTS LIST
 01.1 Page 1044
 Mar 01/04

BOEING
COMPONENT
MAINTENANCE MANUAL

FIG. & ITEM	PART NO.	AIRLINE PART NUMBER	NOMENCLATURE 1234567	EFF CODE	QTY PER ASSY
01- 10 10A	S140T263-7 SF15-120-7		DELETED .SEAL-PRESSURE (ITEM 10A WITH REWORK PER DWG 141T6137 OPT ITEM 10C, REWORK IS NOT ALWAYS REQUIRED, SEE CONDITIONS REQUIRING REWORK ON DWG 141T6137) (V50744) (SPEC S140T263-7)	A-D, J ,L,N, Q	1
-10B -10C	S140T263-19 SF15-120-19		DELETED .SEAL-PRESSURE (ITEM 10A WITH REWORK PER DWG 141T6137 OPT ITEM 10C, REWORK IS NOT ALWAYS REQUIRED, SEE CONDITIONS REQUIRING REWORK ON DWG 141T6137) (V50744) (SPEC S140T263-19)	A-D, J ,L,N, Q	1
-10D	SF15-120-19		.SEAL-PRESSURE (V50744) (SPEC S140T263-19)	V	1
-15 -15A	S140T263-8 SF15-120-8		DELETED .SEAL-PRESSURE (ITEM 15A WITH REWORK PER DWG 141T6137 OPT ITEM 15C, REWORK IS NOT ALWAYS REQUIRED, SEE CONDITIONS REQUIRING REWORK ON DWG 141T6137) (V50744) (SPEC S140T263-8)	E-H, K ,M, P	1
-15B -15C	S140T263-20 SF15-120-20		DELETED .SEAL-PRESSURE (ITEM 15A WITH REWORK PER DWG 141T6137 OPT ITEM 15C, REWORK IS NOT ALWAYS REQUIRED, SEE CONDITIONS REQUIRING REWORK ON DWG 141T6137) (V50744) (SPEC S140T263-20)	E-H, K ,M, P	1

52-11-06

ILLUSTRATED PARTS LIST
01.1 Page 1045
Mar 01/04

FIG. & ITEM	PART NO.	AIRLINE PART NUMBER	NOMENCLATURE 1234567	EFF CODE	QTY PER ASSY
01-16	BACR15FR5E4		.RIVET	A-D, J, L	4
-16A	NAS1398D5A4		.RIVET	Q, V	4
17	BACR15FR4E3		.RIVET	A-D, J, L	14
-17A	NAS1398D4A3		.RIVET	Q, V	14
18	BACR15FR4E4		.RIVET	A-D, J, L	2
-18A	NAS1398D4A4		.RIVET	Q, V	2
19	141T6121-19		.RETAINER-SEAL	A-D, J, L, Q, V	1
20	141T6143-2		DELETED		
20A	141T6143-4		DELETED		
20B	141T6143-6		.FITTING ASSY-CLEVIS ATTACHING PARTS	A-Q, V	1
25	BACB30MR4K13		.BOLT	A-C, E-G	4
26	BACB30MR4K14		.BOLT	D, J, L, N, Q, V	4
27	BACB30MR4K15		.BOLT	H, K, M, P	4
28	141T6143-7		.WASHER-SPECIAL	D, H, J, K, M, P, Q, V	2
30	AN960PD416		.WASHER	A-Q, V	4
35	NAS1804-4		.NUT	A-Q, V	4
			-----*		

52-11-06

 ILLUSTRATED PARTS LIST
 01.1 Page 1046
 Mar 01/04

BOEING
COMPONENT
MAINTENANCE MANUAL

FIG. & ITEM	PART NO.	AIRLINE PART NUMBER	NOMENCLATURE 1234567	EFF CODE	QTY PER ASSY
01-					
40	BACB28X5C023		..BUSHING		1
45	BACB28X7M023		..BUSHING		1
50	141T6143-1		DELETED		
50A	141T6143-3		DELETED		
50B	141T6143-5		..FITTING	A-Q,V	1
55	141T6142-1		.PLATE-SERRATED	A-D,J ,L,N, Q,V	1
-60	141T6142-3		.PLATE-SERRATED	E-H,K ,M,P	1
65	BACS40R27C32F		DELETED		
65A	BACS40R027C032F		.SHIM	A-Q,V	1
70	H01-4BAC		DELETED		
70A	H52732-4CM		.NUT- (V15653) (SPEC BACN10YR4CM) (OPT PLH54CM (V62554))	A-Q,V	1
75	141T6599-3		.PIN-CENTERING	A-Q,V	1
80	KP4ANJC		.BEARING- (V06144) (SPEC BACB10BX4) (OPT KP4AFS428 (V21335)) (OPT KP4A2TS (V43991)) (OPT LLKP4A (V38443)) (OPT KP4AG27 (V30163)) (OPT KP4A (V38443)) (OPT KP4ALY196 (V40920)) (OPT KP4ASD610 (V83086)) (OPT CS204E (VK8455)) (OPT KP4A (V21760))	A-Q,V	1

52-11-06

ILLUSTRATED PARTS LIST
01.1 Page 1047
Mar 01/04

FIG. & ITEM	PART NO.	AIRLINE PART NUMBER	NOMENCLATURE 1234567	EFF CODE	QTY PER ASSY
01-85	KP8ANJC		.BEARING- (V06144) (SPEC BACB10BX8) (OPT KP8AFS428 (V21335)) (OPT KP8A2TS (V43991)) (OPT LLKP8A (V38443)) (OPT KP8AG27 (V30163)) (OPT KP8A (V38443)) (OPT KP8BSD610 (V83086)) (OPT CS208E (VK8455)) (OPT KP8A (V21760))	A-Q,V	1
90	141T6616-3		.SPACER	A-Q,V	1
95	141T6616-2		.SPACER	A-Q,V	1
100	141T6631-1		.SHIM	A-Q,V	1
105	141T6130-1		.FITTING-UPR SPRT	A	1
-105A	141T6130-5		.FITTING-UPR SPRT	B,C	1
-106	141T6130-1		.FITTING-UPR SPRT (OPT ITEM 106A)	D,J,N	1
-106A	141T6130-5		.FITTING-UPR SPRT (OPT ITEM 106)	D,J,N	1
-107	141T6130-1		.FITTING-UPR SPRT (OPT ITEMS 107A, 107B)	L,Q,V	1

52-11-06

 ILLUSTRATED PARTS LIST
 01.1 Page 1048
 Mar 01/04

 **BOEING**
COMPONENT
MAINTENANCE MANUAL

FIG. & ITEM	PART NO.	AIRLINE PART NUMBER	NOMENCLATURE 1234567	EFF CODE	QTY PER ASSY
01- -107A	141T6130-5		.FITTING-UPR SPRT (OPT ITEMS 107, 107B)	L,Q,V	1
-107B	141T6130-8		.FITTING-UPR SPRT (OPT ITEMS 107, 107A)	L,Q,V	1
110	HL1012AZ6-8		ATTACHING PARTS .BOLT- (V97928) (SPEC BACB30NX6K8) (OPT HL12VAZ6-8 (V73197)) (OPT HL12VAZ6-8 (V92215)) (OPT HL12VAZ6-8 (V97928)) (OPT L802-6K8 (V06725)) (OPT HL12VAZ6-8 (V56878)) (OPT HL1012AZ6-8 (V0PTK6)) (OPT HL1012AZ6-8 (V06725)) (OPT HL1012AZ6-8 (V06950)) (OPT HL1012AZ6-8 (V17446)) (OPT HL1012AZ6-8 (V56878)) (OPT HL1012AZ6-8 (V60516)) (OPT HL1012AZ6-8 (V73197))	A-D,J ,L,N, Q,V	1

52-11-06

ILLUSTRATED PARTS LIST
01.1 Page 1049
Mar 01/04

FIG. & ITEM	PART NO.	AIRLINE PART NUMBER	NOMENCLATURE 1234567	EFF CODE	QTY PER ASSY
01-115	HL1012AZ6-6		.BOLT- (V97928) (SPEC BACB30NX6K6) (OPT HL12VAZ6-6 (V73197)) (OPT HL12VAZ6-6 (V92215)) (OPT HL12VAZ6-6 (V97928)) (OPT L802-6K6 (V06725)) (OPT HL12VAZ6-6 (V56878)) (OPT HL1012AZ6-6 (V0PTK6)) (OPT HL1012AZ6-6 (V06725)) (OPT HL1012AZ6-6 (V06950)) (OPT HL1012AZ6-6 (V17446)) (OPT HL1012AZ6-6 (V56878)) (OPT HL1012AZ6-6 (V60516)) (OPT HL1012AZ6-6 (V73197))	A-D, J ,L, N, Q, V	1

52-11-06

 ILLUSTRATED PARTS LIST
 01.1 Page 1050
 Mar 01/04

 **BOEING**
COMPONENT
MAINTENANCE MANUAL

FIG. & ITEM	PART NO.	AIRLINE PART NUMBER	NOMENCLATURE 1234567	EFF CODE	QTY PER ASSY
01-120	HL1012AZ6-9		.BOLT- (V97928) (SPEC BACB30NX6K9) (OPT HL12VAZ6-9 (V73197)) (OPT HL12VAZ6-9 (V92215)) (OPT HL12VAZ6-9 (V97928)) (OPT L802-6K9 (V06725)) (OPT HL12VAZ6-9 (V56878)) (OPT HL1012AZ6-9 (V0PTK6)) (OPT HL1012AZ6-9 (V06725)) (OPT HL1012AZ6-9 (V06950)) (OPT HL1012AZ6-9 (V17446)) (OPT HL1012AZ6-9 (V56878)) (OPT HL1012AZ6-9 (V60516)) (OPT HL1012AZ6-9 (V73197))	A-D, J L, N, Q, V	2

52-11-06

ILLUSTRATED PARTS LIST
01.1 Page 1051
Mar 01/04

FIG. & ITEM	PART NO.	AIRLINE PART NUMBER	NOMENCLATURE 1234567	EFF CODE	QTY PER ASSY
01-125	HL1012AZ6-11		.BOLT- (V97928) (SPEC BACB30NX6K11) (OPT HL12VAZ6-11 (V73197)) (OPT HL12VAZ6-11 (V92215)) (OPT HL12VAZ6-11 (V97928)) (OPT L802-6K11 (V06725)) (OPT HL12VAZ6-11 (V56878)) (OPT HL1012AZ6-11 (V0PTK6)) (OPT HL1012AZ6-11 (V06725)) (OPT HL1012AZ6-11 (V06950)) (OPT HL1012AZ6-11 (V17446)) (OPT HL1012AZ6-11 (V56878)) (OPT HL1012AZ6-11 (V60516)) (OPT HL1012AZ6-11 (V73197))	A-D, J ,L,N, Q,V	2
130	K29646-3		.WASHER- (V15653) (SPEC BACW10CA3CV) (OPT 70188-3 (V56878)) (OPT 922007-3 (V60119)) (OPT 942007-3 (V60119))	A-D, J ,L,N, Q,V	6
135	K29913-3		.WASHER- (V15653) (SPEC BACW10CA3CC) (OPT 70191-3 (V56878)) (OPT 922008-3 (V60119)) (OPT 942008-3 (V60119))	A-D, J ,L,N, Q,V	6

52-11-06

BOEING
COMPONENT
MAINTENANCE MANUAL

FIG. & ITEM	PART NO.	AIRLINE PART NUMBER	NOMENCLATURE 1234567	EFF CODE	QTY PER ASSY
01-140	HL1187DU6		.COLLAR- (V5M902) (SPEC BACC30X6S) (OPT HL87DU6 (V73197)) (OPT HL87DU6 (V92215)) (OPT HL1187DU6 (V56878)) (OPT HL1187DU6 (V92215)) (OPT HL87DU6 (V56878)) (OPT HL1187DU6 (V73197))	A-D, J ,L,N, Q,V	6
145	HL10VAZ6-5		.BOLT- (V60516) (SPEC BACB30MY6K5) (OPT B30MY6K5 (V97928))	A-D, J ,L,N, Q,V	5
150	HL10VAZ6-3		.BOLT- (V60516) (SPEC BACB30MY6K3) (OPT B30MY6K3 (V97928))	A-D, J ,L,N, Q,V	1
155	L8006K6		.BOLT- (V06725) (SPEC BACB30MY6K6) (OPT HL10VAZ6-6 (VOPTK6))	A-D, J ,L,N, Q,V	2
160	HL82-6APBW		.COLLAR- (V5M902) (SPEC BACC30AG6) (OPT HL82-6APBW (V92215)) (OPT HL82-6APBW (V56878)) (OPT HL82-6APBW (V73197))	A-D, J ,L,N, Q,V	8
165	141T6130-3		-----*----- .FITTING-UPR SPRT	E	1
-165A	141T6130-7		.FITTING-UPR SPRT	F,G	1
-166	141T6130-3		.FITTING-UPR SPRT (OPT ITEM 166A)	H,K,P	1

52-11-06

ILLUSTRATED PARTS LIST
01.1 Page 1053
Mar 01/04

FIG. & ITEM	PART NO.	AIRLINE PART NUMBER	NOMENCLATURE 1234567	EFF CODE	QTY PER ASSY
01- -166A	141T6130-7		.FITTING-UPR SPRT (OPT ITEM 166)	H,K,P	1
-167	141T6130-3		.FITTING-UPR SPRT (OPT ITEMS 167A, 167B)	M	1
-167A	141T6130-7		.FITTING-UPR SPRT (OPT ITEMS 167, 167B)	M	1
-167B	141T6130-9		.FITTING-UPR SPRT (OPT ITEMS 167, 167A)	M	1
170	HL1012AZ6-6		ATTACHING PARTS .BOLT- (V97928) (SPEC BACB30NX6K6) (OPT HL12VAZ6-6 (V73197)) (OPT HL12VAZ6-6 (V92215)) (OPT HL12VAZ6-6 (V97928)) (OPT L802-6K6 (V06725)) (OPT HL12VAZ6-6 (V56878)) (OPT HL1012AZ6-6 (V0PTK6)) (OPT HL1012AZ6-6 (V06725)) (OPT HL1012AZ6-6 (V06950)) (OPT HL1012AZ6-6 (V17446)) (OPT HL1012AZ6-6 (V56878)) (OPT HL1012AZ6-6 (V60516)) (OPT HL1012AZ6-6 (V73197))	E-H,K ,M,P	1

52-11-06

 ILLUSTRATED PARTS LIST
 01.1 Page 1054
 Mar 01/04

 **BOEING**
COMPONENT
MAINTENANCE MANUAL

FIG. & ITEM	PART NO.	AIRLINE PART NUMBER	NOMENCLATURE 1234567	EFF CODE	QTY PER ASSY
01-173	HL1012AZ6-8		.BOLT- (V97928) (SPEC BACB30NX6K8) (OPT HL12VAZ6-8 (V73197)) (OPT HL12VAZ6-8 (V92215)) (OPT HL12VAZ6-8 (V97928)) (OPT L802-6K8 (V06725)) (OPT HL12VAZ6-8 (V56878)) (OPT HL1012AZ6-8 (V0PTK6)) (OPT HL1012AZ6-8 (V06725)) (OPT HL1012AZ6-8 (V06950)) (OPT HL1012AZ6-8 (V17446)) (OPT HL1012AZ6-8 (V56878)) (OPT HL1012AZ6-8 (V60516)) (OPT HL1012AZ6-8 (V73197))	E-H,K ,M,P	1

52-11-06

ILLUSTRATED PARTS LIST
01.1 Page 1055
Mar 01/04

FIG. & ITEM	PART NO.	AIRLINE PART NUMBER	NOMENCLATURE 1234567	EFF CODE	QTY PER ASSY
01-175	HL1012AZ6-9		.BOLT- (V97928) (SPEC BACB30NX6K9) (OPT HL12VAZ6-9 (V73197)) (OPT HL12VAZ6-9 (V92215)) (OPT HL12VAZ6-9 (V97928)) (OPT L802-6K9 (V06725)) (OPT HL12VAZ6-9 (V56878)) (OPT HL1012AZ6-9 (V0PTK6)) (OPT HL1012AZ6-9 (V06725)) (OPT HL1012AZ6-9 (V06950)) (OPT HL1012AZ6-9 (V17446)) (OPT HL1012AZ6-9 (V56878)) (OPT HL1012AZ6-9 (V60516)) (OPT HL1012AZ6-9 (V73197))	E-H,K ,M,P	2

52-11-06

 ILLUSTRATED PARTS LIST
 01.1 Page 1056
 Mar 01/04

 **BOEING**
COMPONENT
MAINTENANCE MANUAL

FIG. & ITEM	PART NO.	AIRLINE PART NUMBER	NOMENCLATURE 1234567	EFF CODE	QTY PER ASSY
01-180	HL1012AZ6-11		.BOLT- (V97928) (SPEC BACB30NX6K11) (OPT HL12VAZ6-11 (V73197)) (OPT HL12VAZ6-11 (V92215)) (OPT HL12VAZ6-11 (V97928)) (OPT L802-6K11 (V06725)) (OPT HL12VAZ6-11 (V56878)) (OPT HL1012AZ6-11 (V0PTK6)) (OPT HL1012AZ6-11 (V06725)) (OPT HL1012AZ6-11 (V06950)) (OPT HL1012AZ6-11 (V17446)) (OPT HL1012AZ6-11 (V56878)) (OPT HL1012AZ6-11 (V60516)) (OPT HL1012AZ6-11 (V73197))	E-H,K M,P	1

52-11-06

ILLUSTRATED PARTS LIST
01.1 Page 1057
Mar 01/04

FIG. & ITEM	PART NO.	AIRLINE PART NUMBER	NOMENCLATURE 1234567	EFF CODE	QTY PER ASSY
01-185	HL1012AZ6-7		.BOLT- (V97928) (SPEC BACB30NX6K7) (OPT HL12VAZ6-7 (V73197)) (OPT HL12VAZ6-7 (V92215)) (OPT HL12VAZ6-7 (V97928)) (OPT L802-6K7 (V06725)) (OPT HL12VAZ6-7 (V56878)) (OPT HL1012AZ6-7 (V0PTK6)) (OPT HL1012AZ6-7 (V06725)) (OPT HL1012AZ6-7 (V06950)) (OPT HL1012AZ6-7 (V17446)) (OPT HL1012AZ6-7 (V56878)) (OPT HL1012AZ6-7 (V60516)) (OPT HL1012AZ6-7 (V73197))	E-H,K ,M,P	1
190	K29646-3		.WASHER- (V15653) (SPEC BACW10CA3CV) (OPT 70188-3 (V56878)) (OPT 922007-3 (V60119)) (OPT 942007-3 (V60119))	E-H,K ,M,P	6
195	K29913-3		.WASHER- (V15653) (SPEC BACW10CA3CC) (OPT 70191-3 (V56878)) (OPT 922008-3 (V60119)) (OPT 942008-3 (V60119))	E-H,K ,M,P	6

52-11-06

 ILLUSTRATED PARTS LIST
 01.1 Page 1058
 Mar 01/04



BOEING
COMPONENT
MAINTENANCE MANUAL

FIG. & ITEM	PART NO.	AIRLINE PART NUMBER	NOMENCLATURE 1234567	EFF CODE	QTY PER ASSY
01-200	HL1187DU6		.COLLAR- (V5M902) (SPEC BACC30X6S) (OPT HL87DU6 (V73197)) (OPT HL87DU6 (V92215)) (OPT HL1187DU6 (V56878)) (OPT HL1187DU6 (V92215)) (OPT HL87DU6 (V56878)) (OPT HL1187DU6 (V73197))	E-H,K ,M,P	6
205	HL10VAZ6-5		.BOLT- (V60516) (SPEC BACB30MY6K5) (OPT B30MY6K5 (V97928))	E-H,K ,M,P	8
210	L8006K6		.BOLT- (V06725) (SPEC BACB30MY6K6) (OPT HL10VAZ6-6 (VOPTK6))	E-H,K ,M,P	2
215	HL82-6APBW		.COLLAR- (V5M902) (SPEC BACC30AG6) (OPT HL82-6APBW (V92215)) (OPT HL82-6APBW (V56878)) (OPT HL82-6APBW (V73197))	E-H,K ,M,P	10
217	BACS40R08D09F		-----*----- DELETED		
217A	BACS40R008D009F		.SHIM	A-Q,V	1
218	BAC240R09E17E		DELETED		
218A	BACS40R09E17F		DELETED		
218B	BACS40R009E017F		.SHIM	A-Q,V	1
220	BACS40R07E20F		DELETED		
220A	BACS40R007E020F		.SHIM	A-Q,V	1
225	141T6628-1		.BRACKET ASSY	A-Q,V	1

52-11-06

FIG. & ITEM	PART NO.	AIRLINE PART NUMBER	NOMENCLATURE 1234567	EFF CODE	QTY PER ASSY
01- 230	HL1012AZ6-4		ATTACHING PARTS .BOLT- (V97928) (SPEC BACB30NX6K4) (OPT HL12VAZ6-4 (V73197)) (OPT HL12VAZ6-4 (V92215)) (OPT HL12VAZ6-4 (V97928)) (OPT L802-6K4 (V06725)) (OPT HL12VAZ6-4 (V56878)) (OPT HL1012AZ6-4 (V0PTK6)) (OPT HL1012AZ6-4 (V06725)) (OPT HL1012AZ6-4 (V06950)) (OPT HL1012AZ6-4 (V17446)) (OPT HL1012AZ6-4 (V56878)) (OPT HL1012AZ6-4 (V60516)) (OPT HL1012AZ6-4 (V73197))	A-Q,V	4
235	HL1187-6		.COLLAR- (V5M902) (SPEC BACC30X6) (OPT HL87-6 (V73197)) (OPT HL87-6 (V92215)) (OPT HL1187-6 (V56878)) (OPT HL1187-6 (V92215)) (OPT HL87-6 (V56878)) (OPT HL1187-6 (V73197)) -----*-----	A-Q,V	4
240	BACB28Y4-016		DELETED		

52-11-06

 ILLUSTRATED PARTS LIST
 01.1 Page 1060
 Mar 01/04

 **BOEING**
COMPONENT
MAINTENANCE MANUAL

FIG. & ITEM	PART NO.	AIRLINE PART NUMBER	NOMENCLATURE 1234567	EFF CODE	QTY PER ASSY
01-					
240A	BACB28Y4M016		. .BUSHING	A-Q,V	1
245	141T6628-3		. .BRACKET	A-Q,V	1
250A	141T6175-2		DELETED		
250B	141T6175-3		DELETED		
250C	141T6175-4		.ROLLER ASSY- (141T6334-1 TOGETHER WITH 1 EACH 141T6141-7 MAY REPLACE 141T6175-4 TOGETHER WITH 1 EACH 141T6141-2) (PRE SB 767-52-0032)	A-K,N ,P	1
250D	141T6334-1		.ROLLER ASSY- (141T6334-1 TOGETHER WITH 1 EACH 141T6141-7 MAY REPLACE 141T6175-4 TOGETHER WITH 1 EACH 141T6141-2)	L,M,Q ,V	1
-250E	141T6334-1		.ROLLER ASSY- (141T6334-1 TOGETHER WITH 1 EACH 141T6141-7 MAY REPLACE 141T6175-4 TOGETHER WITH 1 EACH 141T6141-2) (POST SB 767-52-0032)	A-K,N ,P	1
255A	141T6640-2		ATTACHING PARTS .BOLT	A-K,N ,P	1
-255B	141T6640-2		.BOLT- (LIMITED) (OPT ITEM 255C)	L,M	1
-255C	141T6640-502		.BOLT- (LIMITED) (OPT ITEM 255B)	L,M	1
-255D	141T6640-502		.BOLT	Q,V	1
258	AN960PD416		.WASHER	A-D,J ,L,N	1
-258A	NAS1149D0463J		.WASHER	Q,V	1
-259	AN960JD416		DELETED		
260A	AN960416		DELETED		
260B	AN960PD416		DELETED		
260C	BACS40U4N5		.SHIM	A-Q,V	1
265A	H10-4BAC		DELETED		

52-11-06

ILLUSTRATED PARTS LIST
01.1 Page 1061
Mar 01/04

FIG. & ITEM	PART NO.	AIRLINE PART NUMBER	NOMENCLATURE 1234567	EFF CODE	QTY PER ASSY
01-265B	H52732-4CD		.NUT- (V15653) (SPEC BACN10YR4CD) (OPT PLH54CD (V62554)) -----*	A-Q,V	1
275A	FS1PP7DBE9927A		..BEARING-(MATCHED SET) (V21335)	A-K,N ,P	1
275B	MS27641-4G		..BEARING	L,M,Q ,V	1
278	RRN75S		..RING-RTNR (V80756)	L,M,Q ,V	1
280A	141T6124-3		DELETED		
280B	141T6124-4		DELETED		
280C	141T6124-5		..ROLLER	A-K,N ,P	1
280D	141T6334-2		..ROLLER	L,M,Q ,V	1
290B	141T6141-4		DELETED		
290C	141T6141-2		.LINK-LWR ROLLER (141T6334-1 TOGETHER WITH 1 EACH 141T6141-7 MAY REPLACE 141T6175-4 TOGETHER WITH 1 EACH 141T6141-2) (PRE SB 767-52-0032)	A-K,N ,P	1
-290D	141T6141-7		.LINK-LWR ROLLER (141T6334-1 TOGETHER WITH 1 EACH 141T6141-7 MAY REPLACE 141T6175-4 TOGETHER WITH 1 EACH 145T6141-2)	L,M,Q ,V	1
-290E	141T6141-7		.LINK-LWR ROLLER (141T6334-1 TOGETHER WITH 1 EACH 141T6141-7 MAY REPLACE 141T6175-4 TOGETHER WITH 1 EACH 145T6141-2) (POST SB 767-52-0032)	A-K,N ,P	1

52-11-06

 ILLUSTRATED PARTS LIST
 01.1 Page 1062
 Mar 01/04

BOEING
COMPONENT
MAINTENANCE MANUAL

FIG. & ITEM	PART NO.	AIRLINE PART NUMBER	NOMENCLATURE 1234567	EFF CODE	QTY PER ASSY
01-					
292	MS16632-4023		DELETED		
-292A	MS16633-4025		DELETED		
295A	141T6149-21		DELETED		
295B	141T6149-25		.FITTING ASSY-LWR SPRT	A-D, J ,L,N, Q,V	1
-300A	141T6149-22		DELETED		
-300B	141T6149-26		.FITTING ASSY-LWR SPRT	E-H,K ,M,P	1
			ATTACHING PARTS		
305	141T6255-3		.BOLT	A-Q,V	1
310	AN960PD416L		DELETED		
310A	AN960JD416L		.WASHER	A-P	4
-310B	NAS1149D0416J		.WASHER	Q,V	4
315	BACN10GW4		DELETED		
315A	NAS1805-4		.NUT	A-P	1
-315B	NAS1805-4L		.NUT	Q,V	1
320	HL10VAZ6-4		DELETED		
320A	HST10AG6-4		.BOLT-	A-Q,V	3
			(V06725)		
			(SPEC BACB30VT6K4)		
			(OPT HST10AG6-4		
			(V73197))		
			(OPT HST10AG6-4		
			(V56878))		
			(OPT HST10AG6-4		
			(V0PTK6))		
325	HL10VAZ6-5		DELETED		
325A	HST10AG6-5		.BOLT-	A-Q,V	1
			(V0PTK6)		
			(SPEC BACB30VT6K5)		
			(OPT HST10AG6-5		
			(V06725))		
			(OPT HST10AG6-5		
			(V56878))		
			(OPT HST10AG6-5		
			(V73197))		

52-11-06

ILLUSTRATED PARTS LIST
01.1 Page 1063
Mar 01/04

FIG. & ITEM	PART NO.	AIRLINE PART NUMBER	NOMENCLATURE 1234567	EFF CODE	QTY PER ASSY
01-330 330A	HL79-6 HST79CY6		DELETED .COLLAR- (V73197) (SPEC BACC30BL6) (OPT HST79-6 (V56878)) (OPT HST79-6 (V92215)) (OPT HST79-6 (V5M902))	A-Q,V	4
335 335A	HL10VAZ8-9 HST10AG8-9		DELETED .BOLT- (VOPTK6) (SPEC BACB30VT8K9) (OPT HST10AG8-9 (V06725)) (OPT HST10AG8-9 (V56878)) (OPT HST10AG8-9 (V73197))	A-Q,V	1
340 340A	HL79-8 HST79CY8		DELETED .COLLAR- (V73197) (SPEC BACC30BL8) (OPT HST79-8 (V56878)) (OPT HST79-8 (V92215)) (OPT HST79-8 (V5M902)) -----*	A-Q,V	1

52-11-06

 ILLUSTRATED PARTS LIST
 01.1 Page 1064
 Mar 01/04



BOEING
COMPONENT
MAINTENANCE MANUAL

FIG. & ITEM	PART NO.	AIRLINE PART NUMBER	NOMENCLATURE 1234567	EFF CODE	QTY PER ASSY
01- 341	BACB28X4C095		..BUSHING	A-Q,V	1
342	NAS43HT6-6		DELETED		
-342A	NAS43HT6-9		DELETED		
342B	NAS43HT6-3		..SPACER	A-D,J ,L,N, Q,V	1
-342C	NAS43HT6-6		..SPACER	E-H,K ,M,P	1
343	141T6149-23		..FITTING	A-D,J ,L,N, Q,V	1
-343A	141T6149-24		..FITTING	E-H,K ,M,P	1
345A	141T6176-2		DELETED		
345B	141T6176-3		.GUIDE ASSY- (141T6176-4 TOGETHER WITH 1 EACH 141T6141-6 MAY REPLACE 141T6176-3 TOGETHER WITH 1 EACH 141T6141-4) (PRE SB 767-52-0032)	A-K,N ,P	1
-345C	141T6176-4		.GUIDE ASSY- (141T6176-4 TOGETHER WITH 1 EACH 141T6141-6 MAY REPLACE 141T6176-3 TOGETHER WITH 1 EACH 141T6141-4)	L,M,Q ,V	1
-345D	141T6176-4		.GUIDE ASSY- (141T6176-4 TOGETHER WITH 1 EACH 141T6141-6 MAY REPLACE 141T6176-3 TOGETHER WITH 1 EACH 141T6141-4) (POST SB 767-52-0032)	A-K,N ,P	1
361	141T6642-1		..BOLT	A-Q,V	1
362	BACR15BA2AD		DELETED		
362A	BACR15BA3AD		..RIVET- (SIZE DETERMINE ON INST)	A-Q,V	1
365A	141T6175-2		DELETED		

52-11-06

ILLUSTRATED PARTS LIST
01.1 Page 1065
Mar 01/04

FIG. & ITEM	PART NO.	AIRLINE PART NUMBER	NOMENCLATURE 1234567	EFF CODE	QTY PER ASSY
01-					
365B	141T6175-3		..ROLLER ASSY- (USED ON ITEM 345B)	A-K,N ,P	1
365C	141T6334-1		..ROLLER ASSY- (USED ON ITEMS 345C, 345D)	L,M,Q ,V	1
375A	FS1PP7DBE9927A		...BEARING-(MATCHED SET) (V21335)	A-K,N ,P	1
375B	MS27641-4G		...BEARING	L,M,Q ,V	1
378	RRN75S		...RING-RTNR (V80756)	L,M,Q ,V	1
380B	141T6124-4		...ROLLER	A-K,N ,P	1
380C	141T6334-2		...ROLLER	L,M,Q ,V	1
385A	141T6123-2		..PIN-SLIDING	A-Q,V	1
390A	141T6141-2		DELETED		
390B	141T6141-4		.LINK-LWR ROLLER (141T6141-6 TOGETHER WITH 1 EACH 141T6176-4 MAY REPLACE 141T6141-4 TOGETHER WITH 1 EACH 141T6176-3)	A-K,N ,P	1
-390C	141T6141-7		DELETED		
-390D	141T6141-6		.LINK-LWR ROLLER (141T6141-6 TOGETHER WITH I EACH 141T6176-4 MAY REPLACE 141T6141-4 TOGETHER WITH 1 EACH 141T6176-3)	L,M,Q ,V	1
392	MS16632-4023		.RING- (OPT ITEM 392A)	A-Q,V	1
-392A	MS16633-4025		.RING- (OPT ITEM 392)	A-Q,V	1
395A	141T6149-19		.FITTING ASSY-LWR SPRT	A-D,J ,L,N, Q,V	1
-400A	141T6149-20		.FITTING ASSY-LWR SPRT	E-H,K ,M,P	1
405	141T6255-3		ATTACHING PARTS .BOLT	A-Q,V	1
410	AN960PD416L		DELETED		

52-11-06

 ILLUSTRATED PARTS LIST
 01.1 Page 1066
 Mar 01/04

BOEING
COMPONENT
MAINTENANCE MANUAL

FIG. & ITEM	PART NO.	AIRLINE PART NUMBER	NOMENCLATURE 1234567	EFF CODE	QTY PER ASSY
01-					
410A	AN960JD416L		.WASHER	A-P	AR
-410B	NAS1149D0416J		.WASHER	Q,V	4
415	BACN10GW4		DELETED		
415A	NAS1805-4		.NUT	A-P	1
-415B	NAS1805-4L		.NUT	Q,V	1
420	HL10VAZ6-4		DELETED		
420A	HST10AG6-4		.BOLT-	A-Q,V	3
			(V06725)		
			(SPEC BACB30VT6K4)		
			(OPT HST10AG6-4		
			(V73197))		
			(OPT HST10AG6-4		
			(V56878))		
			(OPT HST10AG6-4		
			(V0PTK6))		
425	HL10VAZ6-5		DELETED		
425A	HST10AG6-5		.BOLT-	A-Q,V	1
			(V0PTK6)		
			(SPEC BACB30VT6K5)		
			(OPT HST10AG6-5		
			(V06725))		
			(OPT HST10AG6-5		
			(V56878))		
			(OPT HST10AG6-5		
			(V73197))		
430A	HL79-6		DELETED		
430B	HST79CY6		.COLLAR-	A-Q,V	4
			(V73197)		
			(SPEC BACC30BL6)		
			(OPT HST79-6		
			(V56878))		
			(OPT HST79-6		
			(V92215))		
			(OPT HST79-6		
			(V5M902))		

52-11-06

ILLUSTRATED PARTS LIST
01.1 Page 1067
Mar 01/04

FIG. & ITEM	PART NO.	AIRLINE PART NUMBER	NOMENCLATURE 1234567	EFF CODE	QTY PER ASSY
01- 435 435A	HL10VAZ8-9 HST10AG8-9		DELETED .BOLT- (VOPTK6) (SPEC BACB30VT8K9) (OPT HST10AG8-9 (V06725)) (OPT HST10AG8-9 (V56878)) (OPT HST10AG8-9 (V73197))	A-Q,V	1
440 440A 440B	BACC30MY8 HL79-8 HST79CY8		DELETED DELETED .COLLAR- (V73197) (SPEC BACC30BL8) (OPT HST79-8 (V56878)) (OPT HST79-8 (V92215)) (OPT HST79-8 (V5M902)) -----*	A-Q,V	1
441A 450A	BACB28X7M017 141T6149-15		..BUSHING ..FITTING	A-Q,V A-D,J ,L,N, Q,V	1 1
-455A	141T6149-17		..FITTING	E-H,K ,M,P	1
459	BACR15BB4AD		.RIVET- (SIZE DETERMINE ON INST)	A-Q,V	1
460A 460B 465	141T6641-2 141T6641-1 141T6147-4		DELETED .BUSHING .STOP	A-Q,V A-D,J ,L,N, Q,V	1 2

52-11-06

 ILLUSTRATED PARTS LIST
 01.1 Page 1068
 Mar 01/04

BOEING
COMPONENT
MAINTENANCE MANUAL

FIG. & ITEM	PART NO.	AIRLINE PART NUMBER	NOMENCLATURE 1234567	EFF CODE	QTY PER ASSY
01- -470	141T6147-5		.STOP	E-H,K ,M,P	2
475	BACB30NT3K6		ATTACHING PARTS .BOLT	A-D,J ,L,N, Q,V	86
480	BACB30NT3K6		.BOLT	E-H,K ,M,P	84
485 485A	AN960PD10 AN960JD10		DELETED .WASHER	A-D,J ,L,N	86
-485B 490 490A	NAS1149D0363J AN960PD10 AN960JD10		.WASHER DELETED .WASHER	Q,V E-H,K ,M,P	86 84
495 495A	NAS1804-3 NAS1805-3		DELETED .NUT	A-D,J ,L,N	86
-495B 500 500A	NAS1805-3L NAS1804-3 NAS1805-3		.NUT DELETED .NUT	Q,V E-H,K ,M,P	86 84
505 510	BACB30NT3K8 AS46-3		.BOLT .WASHER- (V10630) (SPEC BACW10AU3) (OPT K19701P3 (V15653)) (OPT 53488W1032 (V56878)) (OPT 6073-0 (V72962)) (OPT TLN1020L3W (V08524))	A-Q,V A-Q,V	2 2

52-11-06

ILLUSTRATED PARTS LIST
01.1 Page 1069
Mar 01/04

FIG. & ITEM	PART NO.	AIRLINE PART NUMBER	NOMENCLATURE 1234567	EFF CODE	QTY PER ASSY
01-515	H19700P3		.NUT- (V15653) (SPEC BACN10MT3) (OPT TLN1020-3N (V08524)) (OPT 52LH6073-02 (V72962)) (OPT 53488-1032 (V56878)) -----*	A-Q,V	2
520	141T6235-1		.SHIM- ((1) ITEM 520 OPT TO (2) ITEM 520B)	A-K,N ,P	2
520A	141T6235-2		DELETED		
-520B	141T6235-2		.SHIM- ((1) ITEM 520 OPT TO (2) ITEM 520B)	A-K,N ,P	2
-520C	141T6235-1		.SHIM- ((1) ITEM 520C OPT TO (2) ITEM 520D OPT TO (2) ITEM 520E AND (1) ITEM 520F)	L,M,Q	2
-520D	141T6235-2		.SHIM- ((1) ITEM 520C OPT TO (2) ITEM 520D OPT TO (2) ITEM 520E AND (1) ITEM 520F)	L,M,Q	2
-520E	141T6235-3		.SHIM- ((1) ITEM 520C OPT TO (2) ITEM 520D OPT TO (2) ITEM 520E AND (1) ITEM 520F)	L,M,Q	2
-520F	141T6235-4		.SHIM- ((1) ITEM 520C OPT TO (2) ITEM 520D OPT TO (2) ITEM 520E AND (1) ITEM 520F)	L,M,Q	2
-520G	141T6235-1		.SHIM- (OPT ITEMS 521, 522)	V	2

52-11-06

 ILLUSTRATED PARTS LIST
 01.1 Page 1070
 Mar 01/04

BOEING
COMPONENT
MAINTENANCE MANUAL

FIG. & ITEM	PART NO.	AIRLINE PART NUMBER	NOMENCLATURE 1234567	EFF CODE	QTY PER ASSY
01- -521	141T6121-49		.KIT ASSY-SUBSTITUTE (OPT ITEMS 520G, 522)	V	2
-521L	141T6235-3		..SHIM	V	2
-521S	141T6235-4		..SHIM	V	1
-522	141T6121-48		.KIT ASSY-SUBSTITUTE (OPT ITEMS 520G, 521)	V	2
-522L	141T6235-2		..SHIM	V	2
523	141T6235-2		.SHIM- ((1) ITEM 523A OPT TO (2) ITEM 523)	A-K,N ,P	4
-523A	141T6235-1		.SHIM- ((1) ITEM 523A OPT TO (2) ITEM 523)	A-K,N ,P	4
-523B	141T6235-1		.SHIM- ((1) ITEM 523B OPT TO (2) ITEM 523C OPT TO (2) ITEM 523D AND (1) ITEM 523E)	L,M,Q	4
-523C	141T6235-2		.SHIM- ((1) ITEM 523B OPT TO (2) ITEM 523C OPT TO (2) ITEM 523D AND (1) ITEM 523E)	L,M,Q	4
-523D	141T6235-3		.SHIM- ((1) ITEM 523B OPT TO (2) ITEM 523C OPT TO (2) ITEM 523D AND (1) ITEM 523E)	L,M,Q	4
-523E	141T6235-4		.SHIM- ((1) ITEM 523B OPT TO (2) ITEM 523C OPT TO (2) ITEM 523D AND (1) ITEM 523E)	L,M,Q	4
525	141T6290-1		DELETED		
525A	141T6290-501		.HANDHOLD ASSY	A,C-E ,G-Q, V	1
-527	141T6290-4		.HANDHOLD ASSY ATTACHING PARTS	B,F	1
530	BACR15CE6KE		.RIVET- (SIZE DETERMINE ON INST) -----*-----	A-Q,V	20
535	141T6299-1		DELETED		
535A	141T6299-501		..COVER	A-Q,V	1

52-11-06

ILLUSTRATED PARTS LIST
01.1 Page 1071
Mar 01/04

FIG. & ITEM	PART NO.	AIRLINE PART NUMBER	NOMENCLATURE 1234567	EFF CODE	QTY PER ASSY
01-540	BACR15CE6KE		..RIVET- (SIZE DETERMINE ON INST)	A-Q,V	2
545	141T6290-3		..HINGE ASSY ATTACHING PARTS	A-Q,V	1
550	BACR15FT5KE		DELETED		
550A	BACR15CE5KE		..RIVET- (SIZE DETERMINE ON INST)	A-Q,V	4
			-----*-----		
555	MS20253P2-350		...PIN	A-Q,V	1
560	141T6290-2		...SPRING	A-Q,V	2
565	NAS42DD4-63		...SPACER	A-Q,V	1
570	141T6290-5		...HINGE	A-Q,V	1
575	141T6290-7		...HINGE	A-Q,V	1
580	141T6501-1		DELETED		
580A	141T6501-2		..FILLER	A-Q,V	1
585	141T6291-1		..PAN	A,C-E ,G-Q, V	1
-587	141T6291-2		..PAN	B,F	1
590	141T6127-1		DELETED		
590A	141T6127-3		.RING ASSY-SPRT ATTACHING PARTS	A-K	1
595	BACR15CE6KE		.RIVET- (SIZE DETERMINE ON INST)	A-K	24
			-----*-----		
600	F5000-3BAC		..NUTPLATE- (V15653) (SPEC BACN10JR3F) (OPT NS103203-02 (V80539)) (OPT RMF9201-3 (V72962)) (OPT T8091S1032 (V11815)) (OPT VN152A1-02 (V92215)) (OPT BRF200A3 (V52828)) ATTACHING PARTS	A-K	4

52-11-06

 ILLUSTRATED PARTS LIST
 01.1 Page 1072
 Mar 01/04

FIG. & ITEM	PART NO.	AIRLINE PART NUMBER	NOMENCLATURE 1234567	EFF CODE	QTY PER ASSY
01-605	BACR15BA3AD		..RIVET- (SIZE DETERMINE ON INST) -----*-----	A-K	8
610	141T6127-2		DELETED		
610A	147T6127-4		DELETED		
610B	141T6127-4		..RING	A-K	1
-615	416T2040-1		DELETED		
-615A	416T2040-3		DELETED		
-615B	416T2040-5		.SUPPORT INSTL-FWD DOOR ESCAPE SLIDE (FOR DETAILS SEE FIG. 3)	A-D, J ,L, N	1
-620	416T2040-2		DELETED		
-620A	416T2040-4		DELETED		
-620B	416T2040-6		.SUPPORT INSTL-FWD DOOR ESCAPE SLIDE (FOR DETAILS SEE FIG. 3)	E-H, K ,M, P	1
625	416T2180-1		DELETED		
625A	416T2180-2		DELETED		
627	416T2180-3		DELETED		
			ATTACHING PARTS		
630	NAS514P1032-8		DELETED		
635	AN960-10		DELETED		
640	H10-3BAC		DELETED		
645	416T2164-15		DELETED		
650	NAS514P1032-10		DELETED		
655	AN960-416		DELETED		
660	H10-3BAC		DELETED		
661	416T2199-1		DELETED		
662	BACB30LJ4-6		DELETED		
663	AN960-416		DELETED		

52-11-06

FIG. & ITEM	PART NO.	AIRLINE PART NUMBER	NOMENCLATURE 1234567	EFF CODE	QTY PER ASSY
01-					
664	BACR15FT5KE		DELETED		
667	BACR15BA3AD5		DELETED		
668	BRF100A4		DELETED		
669	BACF3F006N014NN		DELETED		
670	BACR15BB4AD7		DELETED		
671	416T2203-1		DELETED		
672	BACF3F010P010NN		DELETED		
673	416T2200-2		DELETED		
675	416T2182-1		DELETED		
-675A	416T2182-4		DELETED		
676	BACB30LJ4-7		DELETED		
677	AN960		DELETED		
677A	AN960C10		DELETED		
680	H10-3BAC		DELETED		
690	416T2182-2		DELETED		
690A	416T2182-5		DELETED		
692	416T2202-1		DELETED		
695A	DE786		DELETED		
695B	DE820		.SHOCKMOUNT- (V71985) (SPEC S411T100-107) (SPEC S411T100-101) (OPT DE786 (V71985)) (OPT S411T100-107 (V71985))	A-P	10
700	BACR15BB4AD		.RIVET- (SIZE DETERMINE ON INST) -----*-----	A-P	20
705A	141T6591-3		DELETED		
705B	141T6591-7		DELETED		
705C	141T6591-9		DELETED		
710A	141T6591-4		DELETED		
710B	141T6591-8		DELETED		
710C	141T6591-10		DELETED		
715	BACB30NM4K10		.BOLT ATTACHING PARTS	A-P	4

52-11-06

 ILLUSTRATED PARTS LIST
 01.1 Page 1074
 Mar 01/04

BOEING
COMPONENT
MAINTENANCE MANUAL

FIG. & ITEM	PART NO.	AIRLINE PART NUMBER	NOMENCLATURE 1234567	EFF CODE	QTY PER ASSY
01-					
720	AN960PD416L		DELETED		
720A	AN960JD416L		.WASHER	A-P	8
725	H10-4BAC		DELETED		
725A	NAS1805-4L		.NUT	A-P	4
730A	NNS62N00303		DELETED		
730B	NNS62N003		.PLUNGER-SPRT (V01226)	A-P	2
735A	BACB30LR3PU5		DELETED		
735B	BACB30LH3PU5		.SCREW- (OPT ITEM 747)	A-P	2
740A	141T6625-1		.WASHER	A-P	2
-747	BACB30LH3-5		.BOLT- (OPT ITEM 735B)	A-P	2
750A	141T6626-1		.BOLT	A-P	2
755	BACW10PD163A		DELETED		
755A	BACW10P163A		.WASHER	A-P	6
758	BACW10P115S		.WASHER	A-P	2
760A	BACB28AK05-064		DELETED		
760B	BACB28AK05-060		DELETED		
760C	BACB28AK05-061		.BUSHING	A-P	2
765	141T6586-1		DELETED		
765A	141T6586-11		.FITTING ASSY- (OPT ITEM 765B)	A-P	1
-765B	141T6586-17		.FITTING ASSY- (OPT ITEM 765A)	A-P	1
770	141T6586-2		DELETED		
770A	141T6586-12		.FITTING ASSY- (OPT ITEM 770B)	A-P	1
-770B	141T6586-18		.FITTING ASSY- (OPT ITEM 770A)	A-P	1
773	BACB28AN07A050		..BUSHING- (USED ON ITEM 765A)	A-P	1
775	BACB28AN07A050		..BUSHING- (OPT ITEM 775A) (USED ON ITEMS 765B, 770A, 770B)	A-P	1
-775A	BACB28AR07A050		..BUSHING- (OPT ITEM 775) (USED ON ITEMS 765B, 770A, 770B)	A-P	1
780	141T6586-5		DELETED		

52-11-06

ILLUSTRATED PARTS LIST
01.1 Page 1075
Mar 01/04

FIG. & ITEM	PART NO.	AIRLINE PART NUMBER	NOMENCLATURE 1234567	EFF CODE	QTY PER ASSY
01-780A	141T6586-13		..FITTING- (USED ON ITEM 765A)	A-P	1
-780B	141T6586-19		..FITTING- (USED ON ITEM 765B)	A-P	1
785	141T6586-6		DELETED		
785A	141T6586-14		..FITTING- (USED ON ITEM 770A)	A-P	1
-785B	141T6586-20		..FITTING- (USED ON ITEM 770B)	A-P	1
790	141T6592-1		DELETED		
790A	141T6592-3		DELETED		
790B	141T6592-4		.PIN-LIFT	A-P	2
795A	NAS6703P5		DELETED		
795B	AN960PD416L		DELETED		
795C	NAS1149D0416J		.WASHER	A-P	2
800	AN960PD10L		DELETED		
800A	BACN10JC4		DELETED		
800B	BRH10C4D		.NUT- (V52828) (SPEC BACN10JC4CD) (OPT T6C428JCD (V11815)) (OPT NS202486-048 (V80539)) (OPT 102LH9075-4W (V72962)) (OPT H51650-4BAC (V15653)) -----*	A-P	2

52-11-06

 ILLUSTRATED PARTS LIST
 01.1 Page 1076
 Mar 01/04

 **BOEING**
COMPONENT
MAINTENANCE MANUAL

FIG. & ITEM	PART NO.	AIRLINE PART NUMBER	NOMENCLATURE 1234567	EFF CODE	QTY PER ASSY
01-					
805	141T6587-5		DELETED		
805A	141T6587-7		DELETED		
805B	141T6587-9		.FITTING	A-P	1
810	141T6587-6		DELETED		
810A	141T6587-8		DELETED		
810B	141T6587-10		.FITTING	A-P	1
815	BACS40R14D26F		.SHIM	A-P	2
820	141T6545-7		.SHIM	A-P	2
825	141T6588-1		DELETED		
825A	141T6588-7		.FITTING ASSY- (PRE SB 767-25-0139) (PRE SB 767-25-0139R1)	A-K, N-P	1
-825B	141T6588-7		.FITTING ASSY- (LIMITED) (OPT ITEM 825C) (PRE SB 767-25-0139) (PRE SB 767-25-0139R1)	L,M	1
-825C	141T6588-13		.FITTING ASSY- (LIMITED) (OPT ITEMS 825B, 825D)	L,M	1
-825D	141T6588-19		.FITTING ASSY- (LIMITED) (OPT ITEM 825C)	L,M	1
-825E	141T6588-13		.FITTING ASSY- (POST SB 767-25-0139)	A-K, N-P	1
-825F	141T6588-13		.FITTING ASSY- (OPT ITEM 825G) (POST SB 767-25-0139R1)	A-K,N ,P	1
-825G	141T6588-19		.FITTING ASSY- (OPT ITEM 825F) (POST SB 767-25-0139R1)	A-K,N ,P	1

52-11-06

ILLUSTRATED PARTS LIST
01.1 Page 1077
Mar 01/04

FIG. & ITEM	PART NO.	AIRLINE PART NUMBER	NOMENCLATURE 1234567	EFF CODE	QTY PER ASSY
01-830	141T6588-2		DELETED		
830A	141T6588-8		.FITTING ASSY- (PRE SB 767-25-0139) (PRE SB 767-25-0139R1)	A-K, N-P	1
-830B	141T6588-8		.FITTING ASSY- (LIMITED) (OPT ITEM 830C) (PRE SB 767-25-0139) (PRE SB 767-25-0139R1)	L,M	1
-830C	141T6588-14		.FITTING ASSY- (LIMITED) (OPT ITEMS 830B, 830D)	L,M	1
-830D	141T6588-20		.FITTING ASSY- (LIMITED) (OPT ITEM 830C)	L,M	1
-830E	141T6588-14		.FITTING ASSY- (POST SB 767-25-0139)	A-K,N ,P	1
-830F	141T6588-14		.FITTING ASSY- (OPT ITEM 830G) (POST SB 767-25-0139R1)	A-K,N ,P	1
-830G	141T6588-20		.FITTING ASSY- (OPT ITEM 830F) (POST SB 767-25-0139R1)	A-K,N ,P	1
835	BACB30NN4K6		ATTACHING PARTS .BOLT	A-P	4
840	AN960PD416L		DELETED		
840A	AN960JD416L		.WASHER	A-P	4
845	H10-4BAC		DELETED		
845A	NAS1805-4L		.NUT -----*-----	A-P	4
850	141T6589-1		..PIN-GUIDE (USED ON ITEMS 825A, 825B, 830A, 830B)	A-P	1
-850A	141T6589-2		..PIN-GUIDE (USED ON ITEMS 825C, 825D, 825E, 825F, 825G, 830C, 830D, 830E, 830F, 830G)	L,M	1

52-11-06

 ILLUSTRATED PARTS LIST
 01.1 Page 1078
 Mar 01/04

BOEING
COMPONENT
MAINTENANCE MANUAL

FIG. & ITEM	PART NO.	AIRLINE PART NUMBER	NOMENCLATURE 1234567	EFF CODE	QTY PER ASSY
01-855	141T6588-3		..FITTING- (USED ON ITEMS 825A, 825B)	A-P	1
-855A	141T6588-3		DELETED		
-855B	141T6588-15		..FITTING- (USED ON ITEMS 825C, 825E, 825F)	L,M	1
-855C	141T6588-15		DELETED		
-855D	141T6588-21		..FITTING- (USED ON ITEM 825D)	L,M	1
860	141T6588-4		..FITTING- (USED ON ITEMS 830A, 830B)	A-P	1
-860A	141T6588-4		DELETED		
-860B	141T6588-16		..FITTING- (USED ON ITEMS 830C, 830E, 830F)	L,M	1
-860C	141T6588-16		DELETED		
-860D	141T6588-22		..FITTING- (USED ON ITEM 830D)	L,M	1
863	141T6545-8		.CLIP	A-P	1
864	141T6545-9		.CLIP	A-P	1
865	141T6584-5		.FITTING-SLIDE PACK CARRIER AFT ADPTR	A-D,J ,N	1
-865A	141T6584-7		DELETED		
-865B	141T6584-9		.FITTING-SLIDE PACK CARRIER AFT ADPTR	L	1
-870	141T6584-6		.FITTING-SLIDE PACK CARRIER AFT ADPTR	E-H,K ,P	1
-870A	141T6584-8		DELETED		
-870B	141T6584-10		.FITTING-SLIDE PACK CARRIER AFT ADPTR	M	1
875	141T6585-5		.FITTING-ADPTR	A-D,J ,N	1
-875A	141T6585-7		.FITTING-ADPTR	L	1
-880	141T6585-6		.FITTING-ADPTR	E-H,K ,P	1
-880A	141T6585-8		.FITTING-ADPTR	M	1
887	HL10VAZ6-3		.BOLT- (V60516) (SPEC BACB30MY6K3) (OPT B30MY6K3 (V97928))	A-P	6

52-11-06

ILLUSTRATED PARTS LIST
01.1 Page 1079
Mar 01/04

FIG. & ITEM	PART NO.	AIRLINE PART NUMBER	NOMENCLATURE 1234567	EFF CODE	QTY PER ASSY
01-888	HL10VAZ6-2		.BOLT- (V60516) (SPEC BACB30MY6K2) (OPT B30MY6K2 (V97928))	A-P	2
890	HL10VAZ6-4		.BOLT- (V60516) (SPEC BACB30MY6K4) (OPT B30MY6K4 (V97928))	A-P	13
895	L8006K6		.BOLT- (V06725) (SPEC BACB30MY6K6) (OPT HL10VAZ6-6 (V0PTK6))	A-P	2
900	HL10VAZ6-5		.BOLT- (V60516) (SPEC BACB30MY6K5) (OPT B30MY6K5 (V97928))	A-P	4
905	HL82-6APBW		.COLLAR- (V5M902) (SPEC BACC30AG6) (OPT HL82-6APBW (V92215)) (OPT HL82-6APBW (V56878)) (OPT HL82-6APBW (V73197))	A-P	26

52-11-06

 ILLUSTRATED PARTS LIST
 01.1 Page 1080
 Mar 01/04

 **BOEING**
COMPONENT
MAINTENANCE MANUAL

FIG. & ITEM	PART NO.	AIRLINE PART NUMBER	NOMENCLATURE 1234567	EFF CODE	QTY PER ASSY
01-907	BRH10A6		.NUT- (V52828) (SPEC BACN10JC6) (OPT 96-064 (V80539)) (OPT RMLH9075-6 (V72962)) (OPT H10-6BAC (V15653))	A-P	1
910	BACS40R08C25F		DELETED		
910A	BACS40R008C025F		.SHIM	A-P	2
940	MS27253F4		.PLATE	A-Q,V	1
942	411T3049-5		DELETED		
-942A	411T3049-1		DELETED		
942B	411T3049-9		.SUPPORT ASSY-TRACK (OPT ITEM 942C)	A-D	1
-942C	411T3049-7		.SUPPORT ASSY-TRACK (OPT ITEM 942B)	A-D	1
-943	411T3049-6		DELETED		
-943A	411T3049-2		DELETED		
-943B	411T3049-10		.SUPPORT ASSY-TRACK (OPT ITEM 943C)	E-H	1
-943C	411T3049-8		.SUPPORT ASSY-TRACK (OPT ITEM 943B)	E-H	1
945	411T3050-31		..BRACKET ASSY	A-H	1
947	411T3050-32		..BRACKET ASSY	A-H	1
948	411T3050-33		..BRACKET ASSY	A-H	1
950	411T3050-34		..BRACKET ASSY	A-H	1
			ATTACHING PARTS		
952	BACR15BB5AD		..RIVET- (USED WITH ITEMS 945, 947) (SIZE DETERMINE ON INST)	A-H	4

52-11-06

ILLUSTRATED PARTS LIST
01.1 Page 1080A
Mar 01/04

FIG. & ITEM	PART NO.	AIRLINE PART NUMBER	NOMENCLATURE 1234567	EFF CODE	QTY PER ASSY
01-953	BACR15BB5AD		..RIVET- (USED WITH ITEMS 948, 950) (SIZE DETERMINE ON INST) -----*-----	A-H	8
955	AF5171-3-7		...RIVET- (V53551) (SPEC BACR15DR3-7) (OPT CCR264SS3-7 (V11815)) (OPT RV571A3-7 (V98996))	A-H	16
957	411T3050-56		...FILLER-RADIUS (USED ON ITEMS 945, 948)	A-H	2
958	411T3050-55		...FILLER-RADIUS (USED ON ITEMS 947, 950)	A-H	2
960	BRFM20A3		...NUTPLATE- (V52828) (SPEC BACN10JN3) (OPT MF1000-3BAC (V15653)) (OPT NS103218-02 (V80539)) (OPT RMF9201M3 (V72962)) (OPT VN252A02 (V92215)) (OPT MF1000-3BAC (V15653)) (OPT MF53049-3 (V15653))	A-H	8
962	411T3050-35		...BRACKET- (USED ON ITEM 945)	A-H	1
963	411T3050-36		...BRACKET- (USED ON ITEM 947)	A-H	1
965	411T3050-37		...BRACKET- (USED ON ITEM 948)	A-H	1
967	411T3050-38		...BRACKET- (USED ON ITEM 950)	A-H	1
968	141T6121-37		.SEAL-BULB (MFD FROM EXTR RUBBER STOCK 39.0 IN. LONG)	Q	1

52-11-06

 ILLUSTRATED PARTS LIST
 01.1 Page 1080B
 Mar 01/04

BOEING
COMPONENT
MAINTENANCE MANUAL

FIG. & ITEM	PART NO.	AIRLINE PART NUMBER	NOMENCLATURE 1234567	EFF CODE	QTY PER ASSY
01-					
-970	141T6121-5001		.COLLECTOR-LIMITED PART	L	1
-970A	141T6121-5003		.COLLECTOR-LIMITED PART	L	1
-970B	141T6121-5005		.COLLECTOR-LIMITED PART	L	1
-970C	141T6121-5011		.COLLECTOR-LIMITED PART	L	1
-973	141T6121-5002		.COLLECTOR-LIMITED PART	M	1
-973A	141T6121-5004		.COLLECTOR-LIMITED PART	M	1
-973B	141T6121-5006		.COLLECTOR-LIMITED PART	M	1
-973C	141T6121-5012		.COLLECTOR-LIMITED PART	M	1
-973D	141T6121-5013		.COLLECTOR-LIMITED PART	M	1
975	141T6121-37		..SEAL-BULB (MFD FROM EXTR RUBBER STOCK 39.0 IN. LONG) (USED ON ITEMS 970B, 970C, 973B, 973C, 973D)	L,M	1
976	141T6588-19		..FITTING ASSY- (USED ON ITEMS 970B, 970C, 973B, 973C, 973D)	L,M	1
979	141T6588-20		..FITTING ASSY- (USED ON ITEMS 970B, 970C, 973B, 973C, 973D)	L,M	1
982	141T6589-2		...PIN-GUIDE	L,M	1
985	141T6588-15		...FITTING- (OPT ITEM 985A) (USED ON ITEM 976)	L,M	1
-985A	141T6588-21		...FITTING- (OPT ITEM 985) (USED ON ITEM 976)	L,M	1
988	141T6588-16		...FITTING- (OPT ITEM 988B) (USED ON ITEM 979)	L,M	1
-988A	141T6588-20		DELETED		
-988B	141T6588-22		...FITTING- (OPT ITEM 988) (USED ON ITEM 979)	L,M	1
991	141T6127-3		..RING ASSY-SPRT (USED ON ITEMS 970, 970A, 973, 973A)	L,M	1
-991A	141T6127-5		..RING ASSY-SPRT (USED ON ITEMS 970B, 970C, 973B, 973C, 973D)	L,M	1
993	BACR15CE6KE		ATTACHING PARTS ..RIVET- (SIZE DETERMINE ON INST) -----*-----	L,M	24

52-11-06

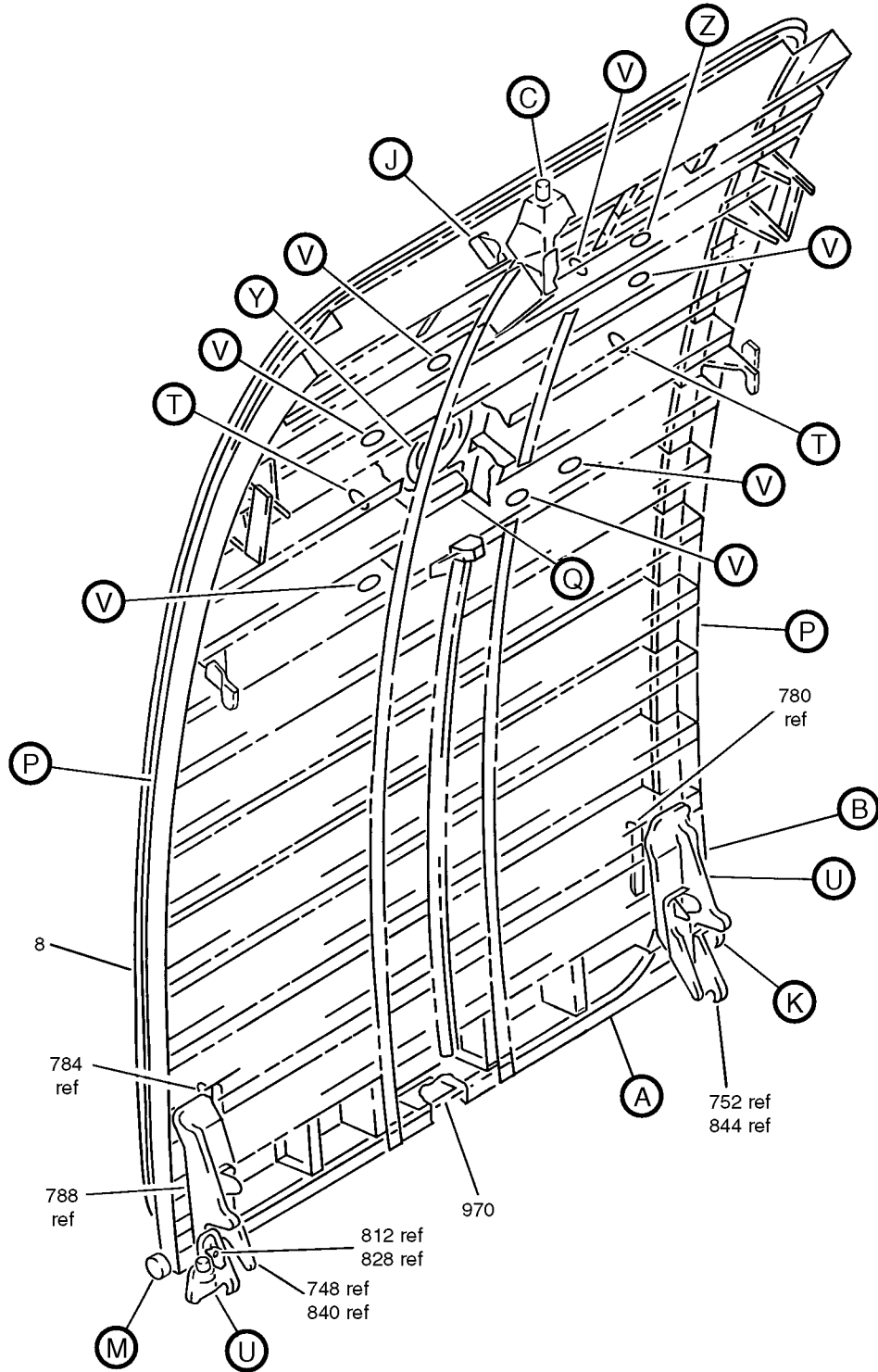
ILLUSTRATED PARTS LIST
01.1 Page 1080C
Mar 01/04

FIG. & ITEM	PART NO.	AIRLINE PART NUMBER	NOMENCLATURE 1234567	EFF CODE	QTY PER ASSY
01-995	BACR15BA3AD		...RIVET- (SIZE DETERMINE ON INST)	L,M	8
997	F5000-3BAC		...NUTPLATE- (V15653) (SPEC BACN10JR3F) (OPT NS103203-02 (V80539)) (OPT RMF9201-3 (V72962)) (OPT T8091S1032 (V11815)) (OPT VN152A1-02 (V92215)) (OPT BRF200A3 (V52828))	L,M	4
	141T6127-4		...RING- (USED ON ITEM 991)	L,M	1
	141T6127-6		...RING- (USED ON ITEM 991A)	L,M	1

- Item Not Illustrated

52-11-06

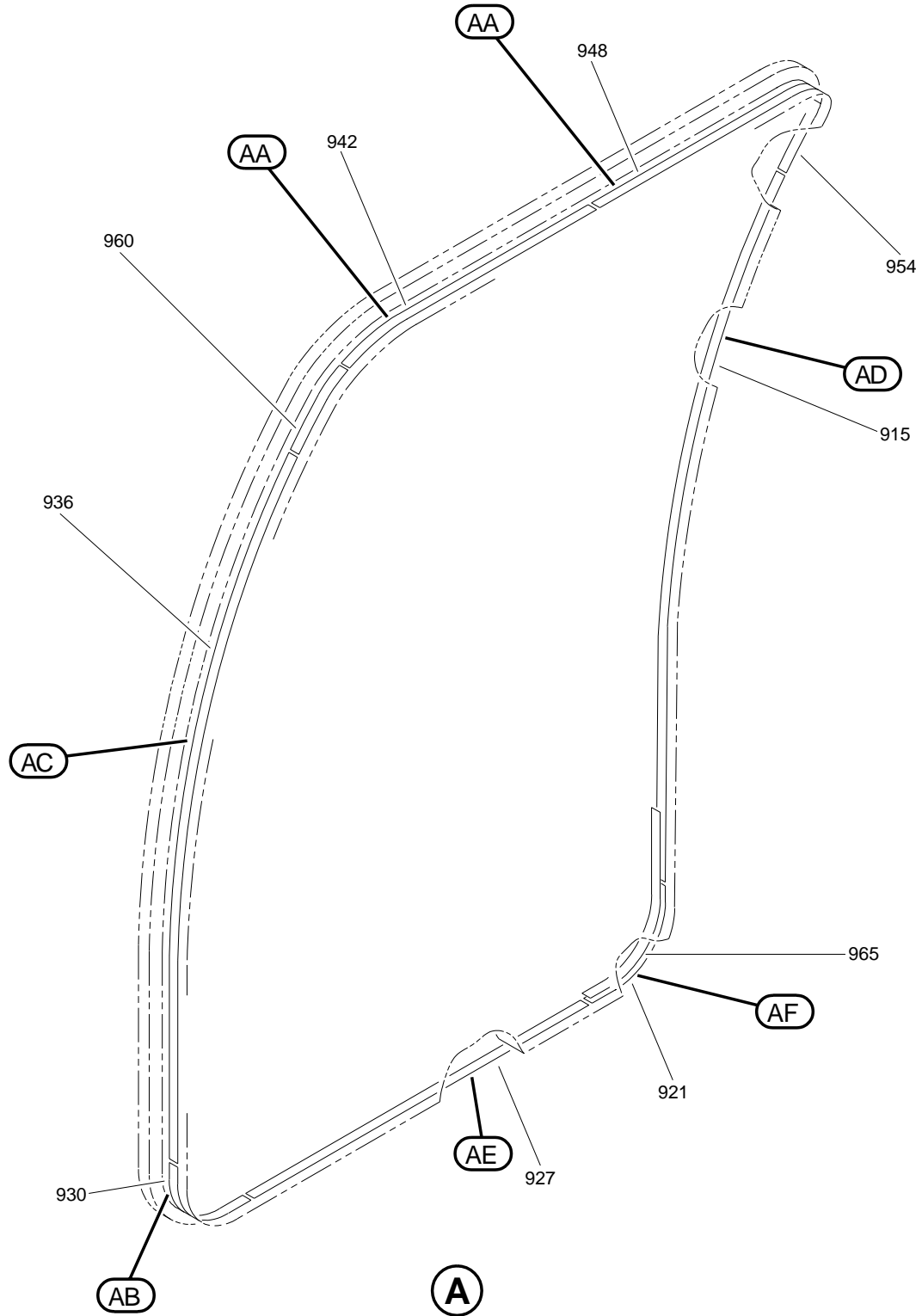
 ILLUSTRATED PARTS LIST
 01.1 Page 1080D
 Mar 01/04



Forward Entry and Service Door Assembly
 Figure 2 (Sheet 1)

52-11-06

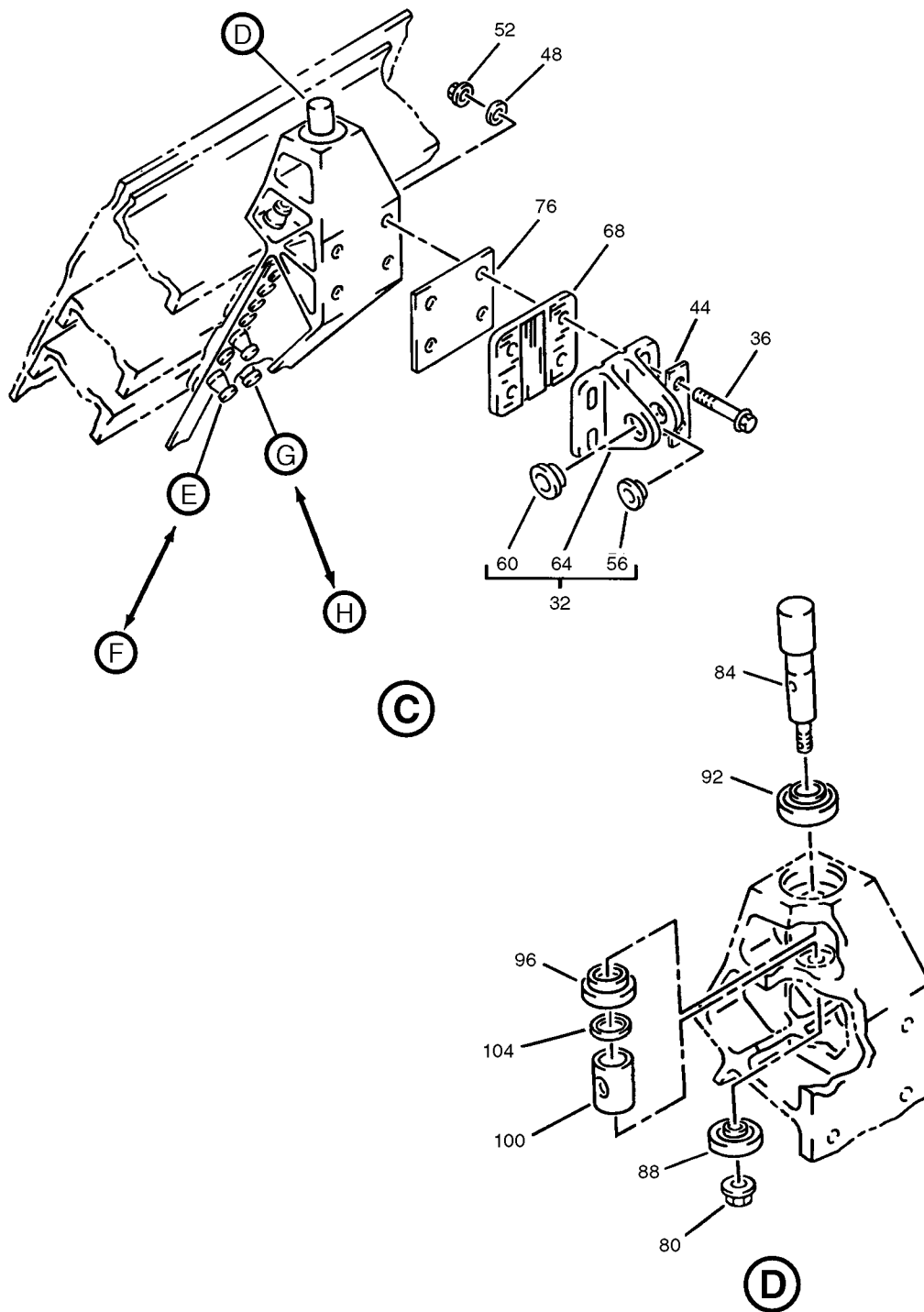
ILLUSTRATED PARTS LIST
 01.1 Page 1080F
 Mar 01/04



Forward Entry and Service Door Assembly
Figure 2 (Sheet 2)

52-11-06

ILLUSTRATED PARTS LIST
01.1 Page 1080G
Mar 01/04

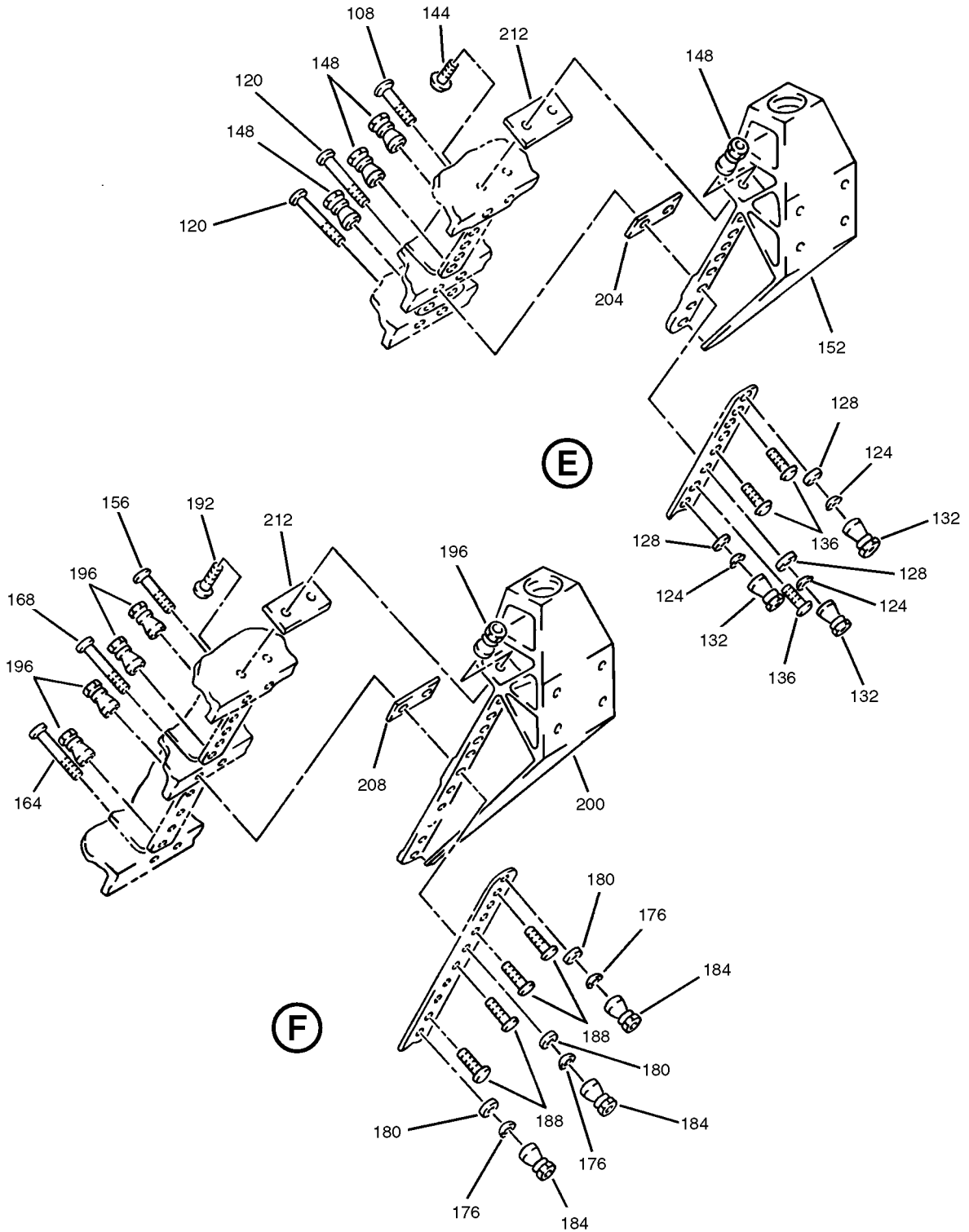


Forward Entry and Service Door Assembly
 Figure 2 (Sheet 3)

52-11-06

ILLUSTRATED PARTS LIST
 01.1 Page 1080H
 Mar 01/04

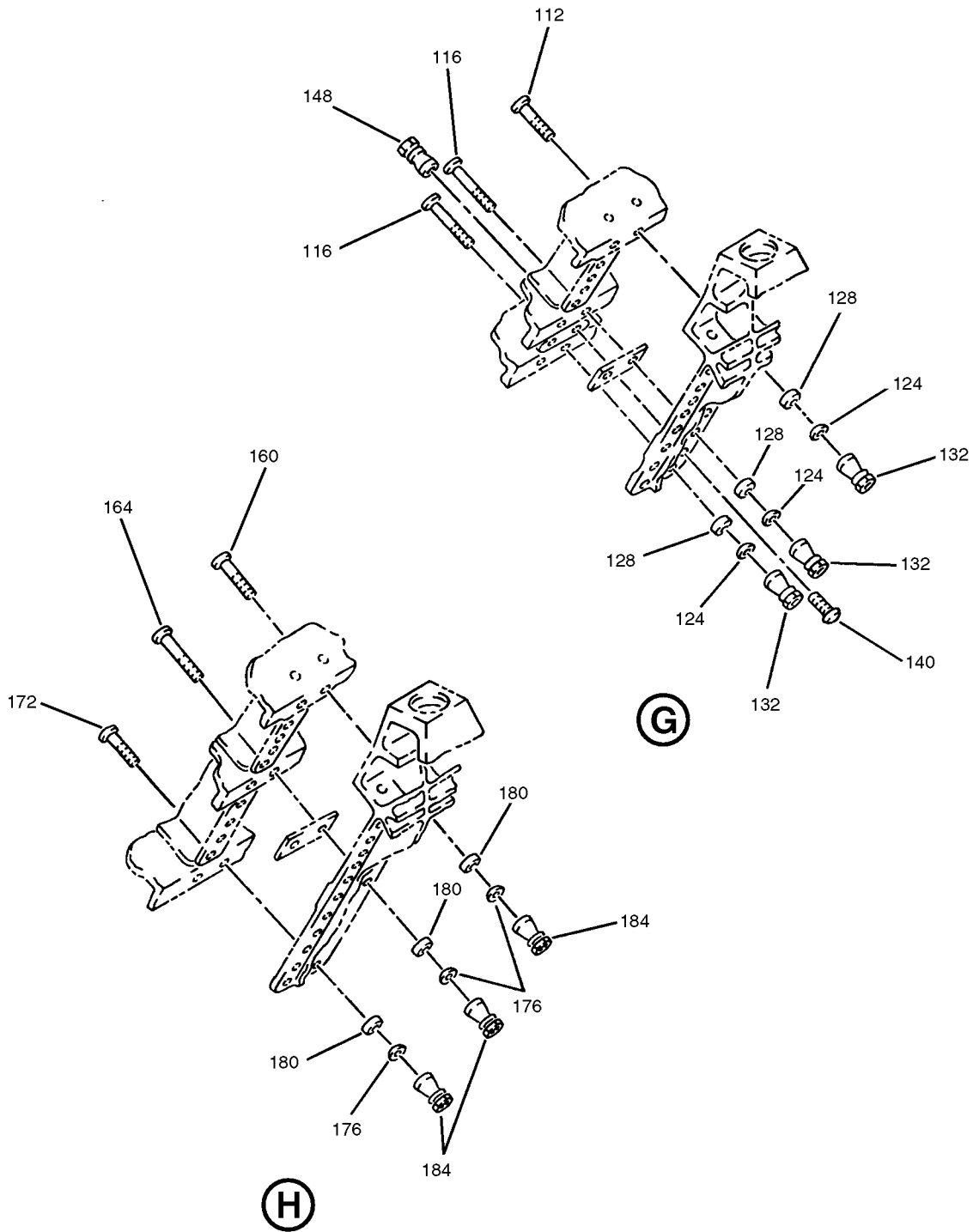
BOEING
COMPONENT
MAINTENANCE MANUAL



Forward Entry and Service Door Assembly
Figure 2 (Sheet 4)

52-11-06

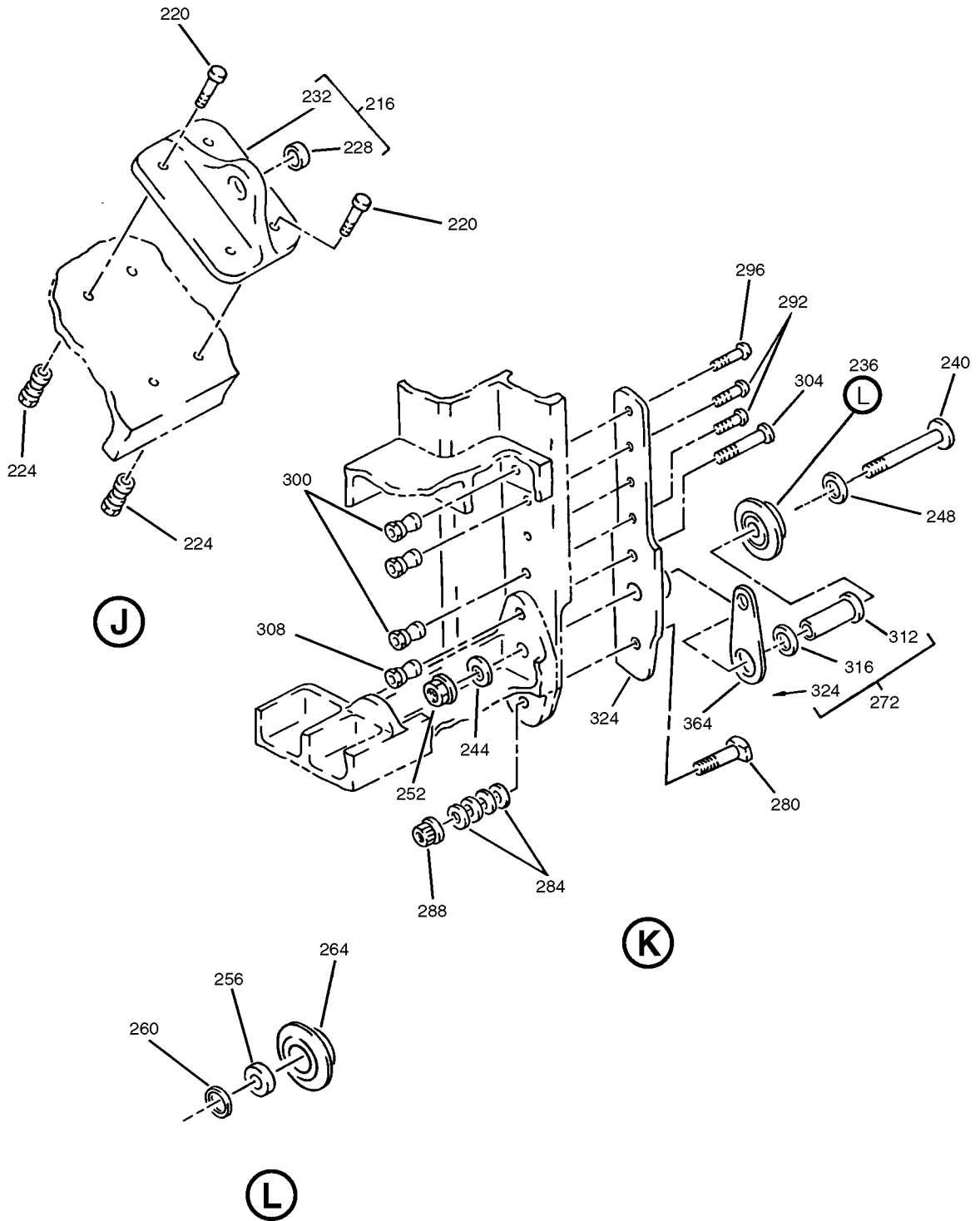
ILLUSTRATED PARTS LIST
01.1 Page 1080I
Mar 01/04



Forward Entry and Service Door Assembly
 Figure 2 (Sheet 5)

52-11-06

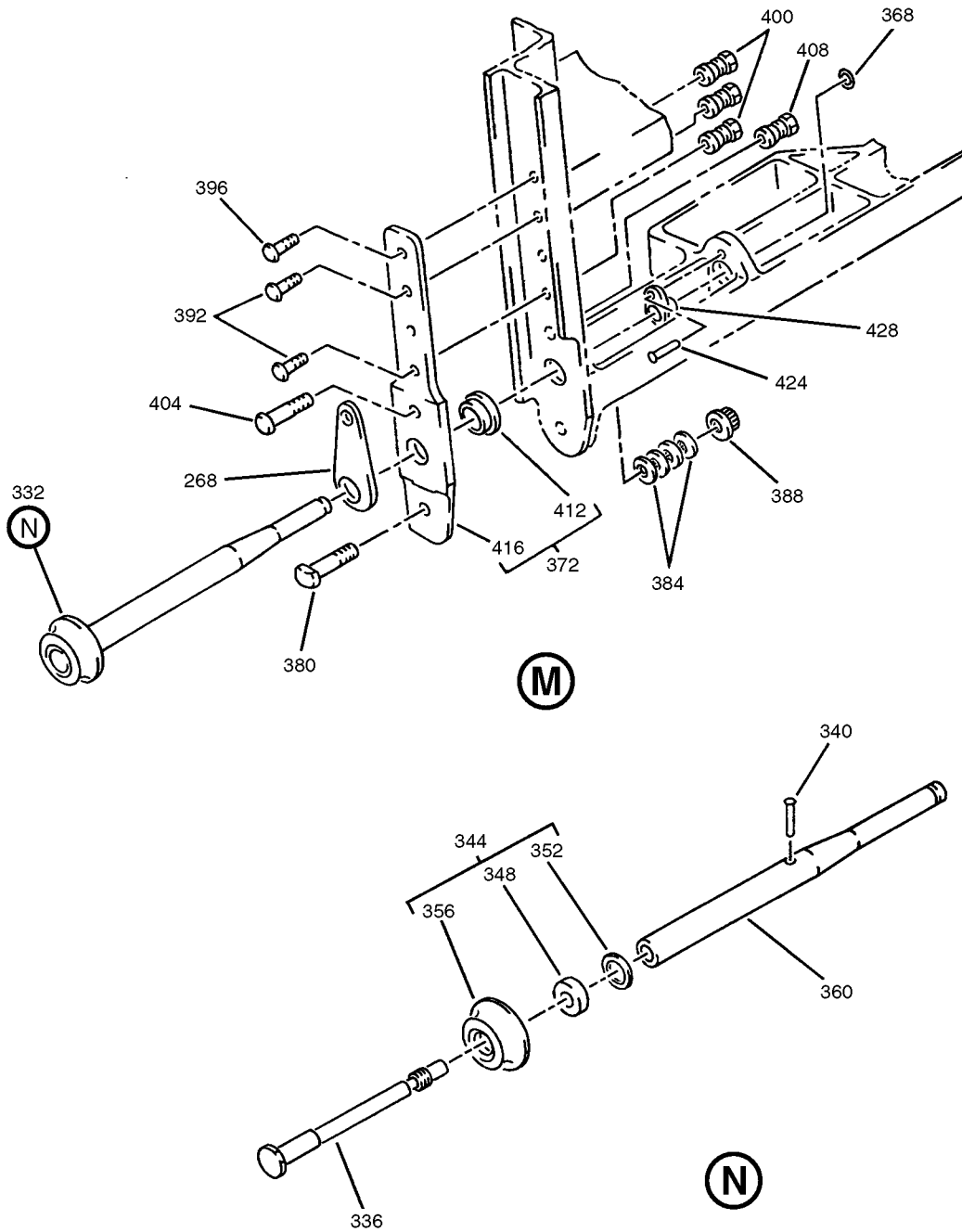
ILLUSTRATED PARTS LIST
 01.1 Page 1080J
 Mar 01/04



Forward Entry and Service Door Assembly
Figure 2 (Sheet 6)

52-11-06

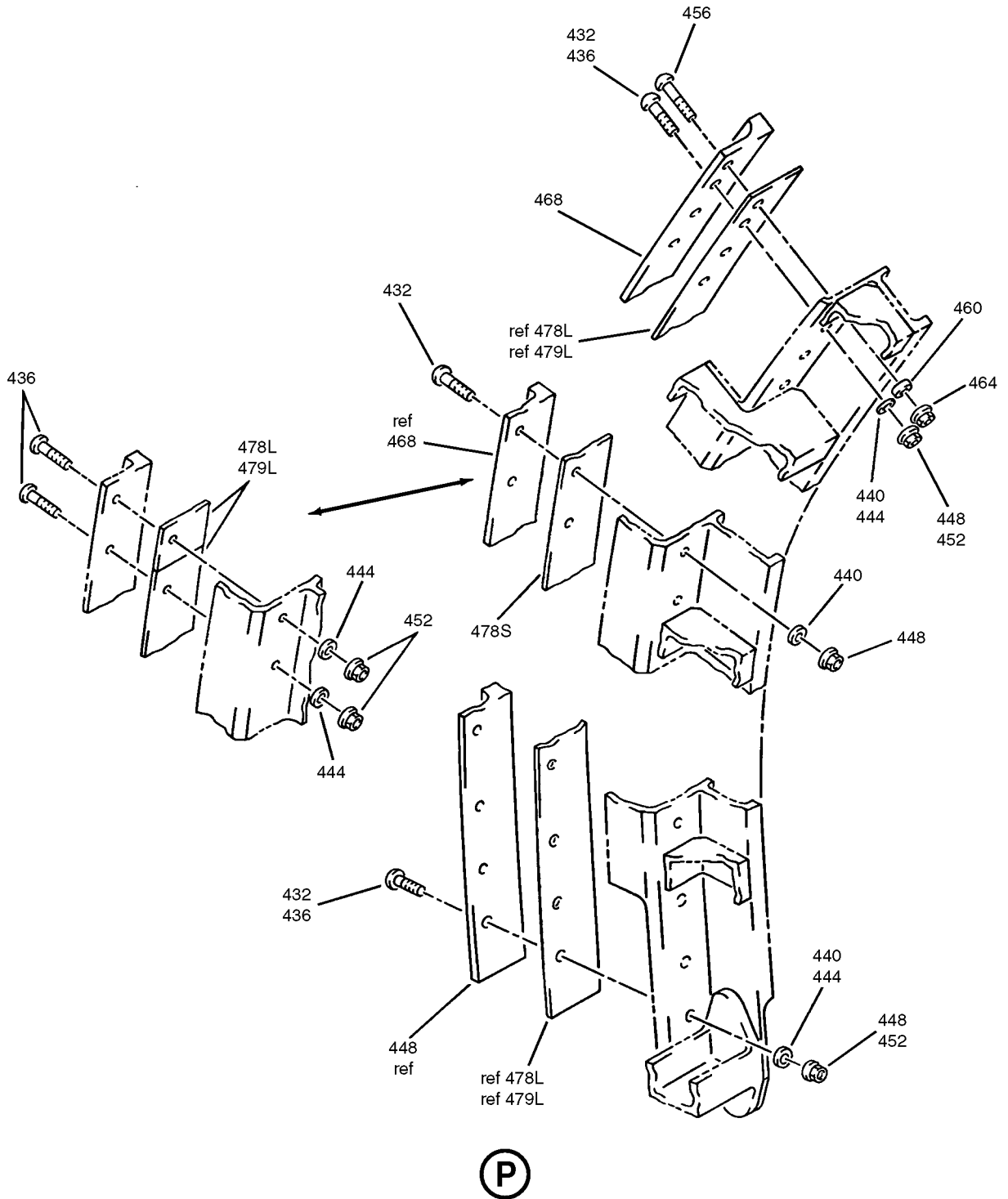
ILLUSTRATED PARTS LIST
01.1 Page 1080K
Mar 01/04



Forward Entry and Service Door Assembly
 Figure 2 (Sheet 7)

52-11-06

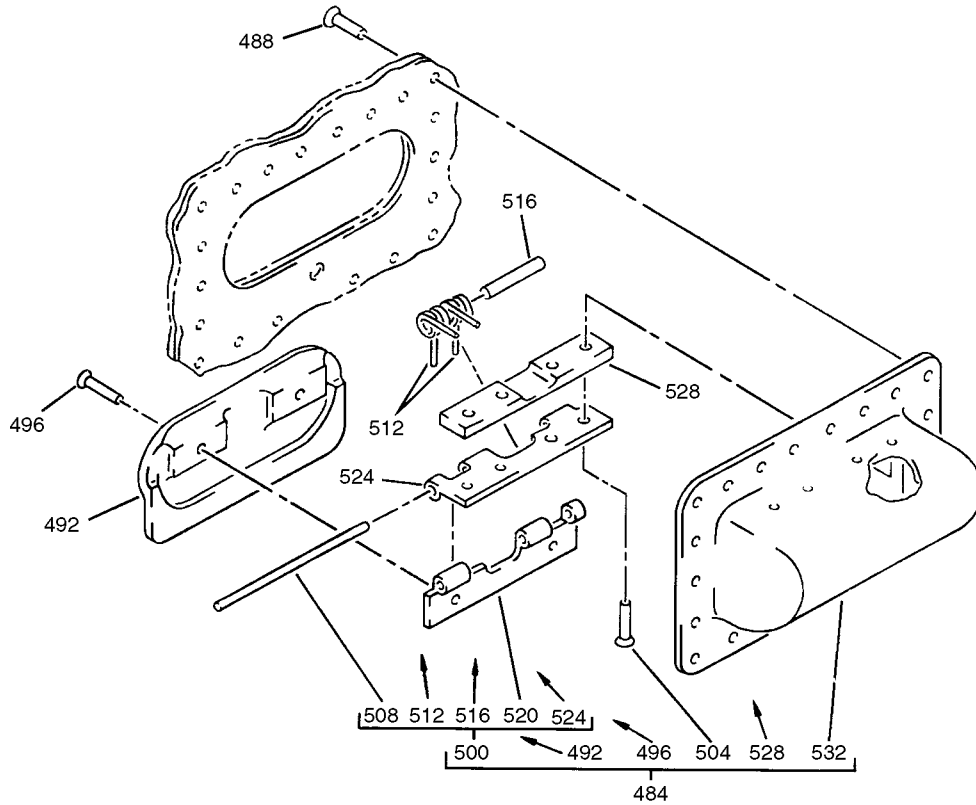
ILLUSTRATED PARTS LIST
 01.1 Page 1080L
 Mar 01/04



Forward Entry and Service Door Assembly
Figure 2 (Sheet 8)

52-11-06

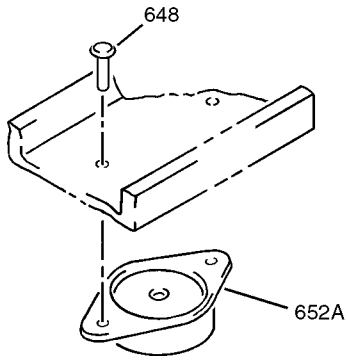
ILLUSTRATED PARTS LIST
01.1 Page 1080M
Mar 01/04



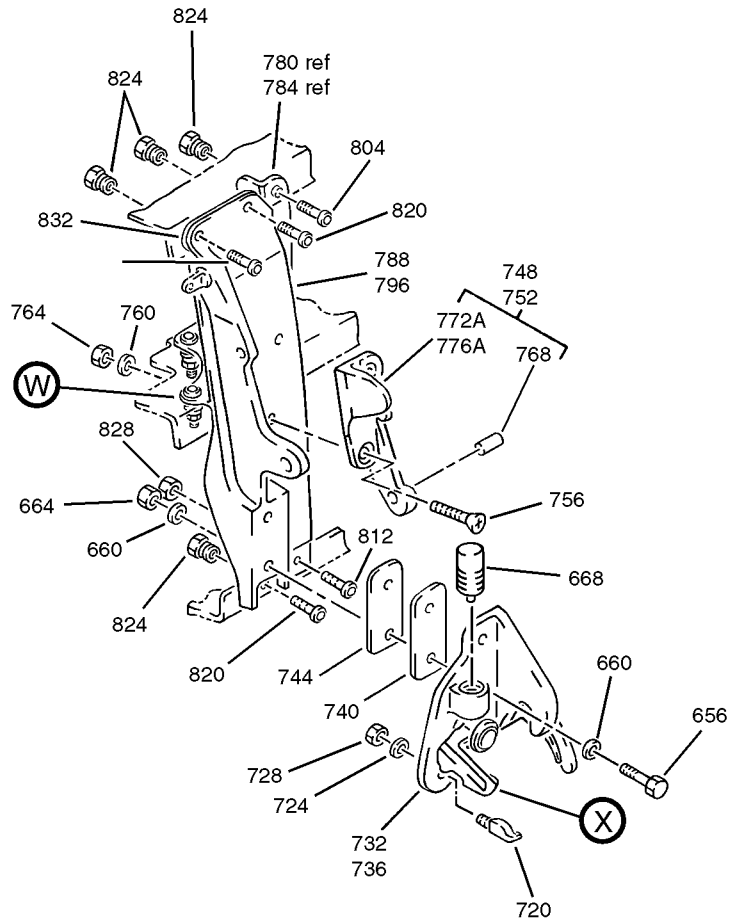
Forward Entry and Service Door Assembly
Figure 2 (Sheet 9)

52-11-06

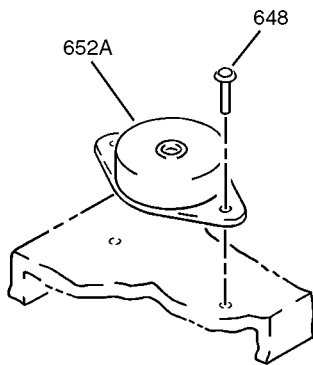
ILLUSTRATED PARTS LIST
01.1 Page 1080N
Mar 01/04



(T)



(U)

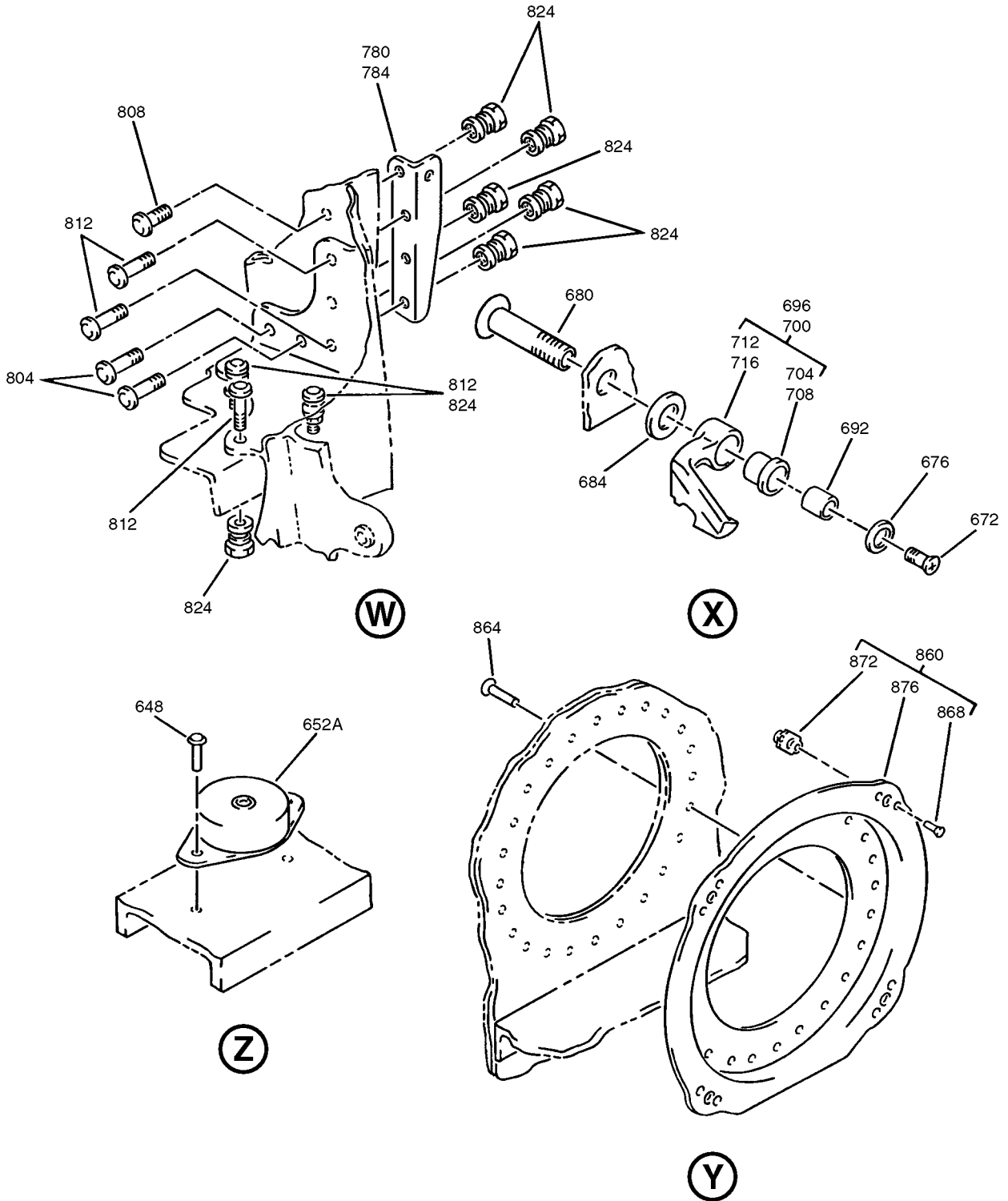


(V)

Forward Entry and Service Door Assembly
Figure 2 (Sheet 10)

52-11-06

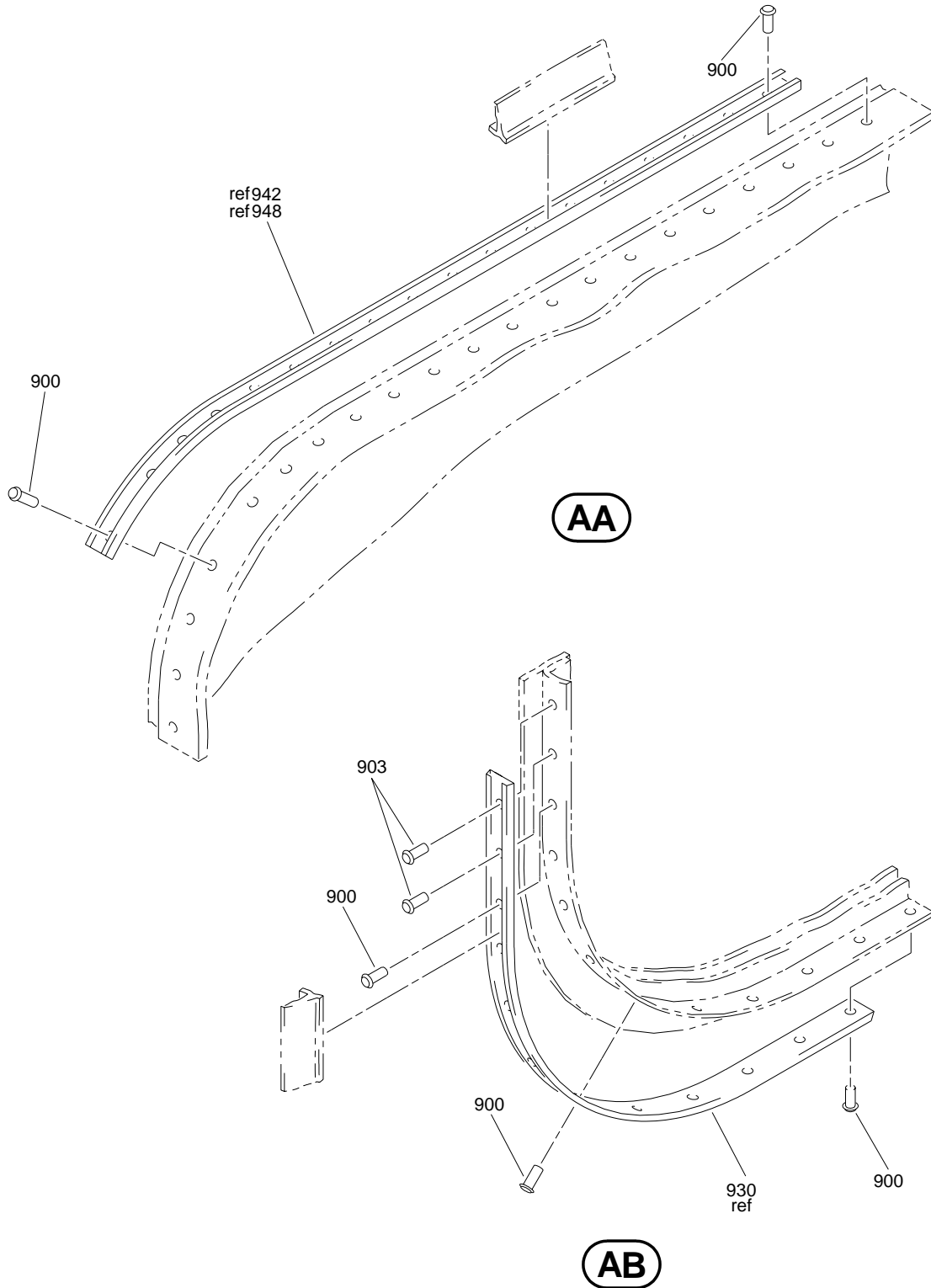
ILLUSTRATED PARTS LIST
01.1 Page 10800
Mar 01/04



Forward Entry and Service Door Assembly
 Figure 2 (Sheet 11)

52-11-06

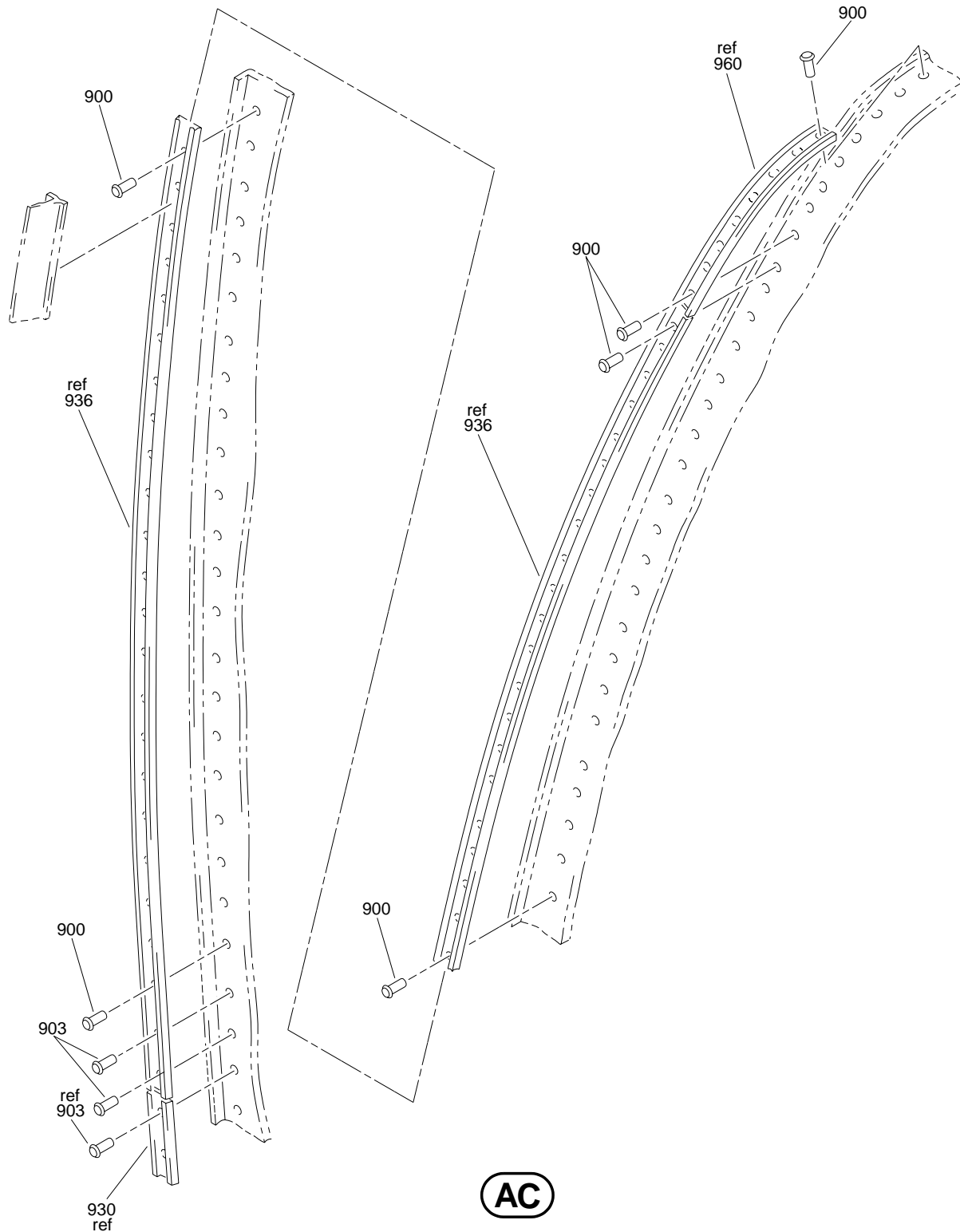
ILLUSTRATED PARTS LIST
 01.1 Page 1080P
 Mar 01/04



Forward Entry and Service Door Assembly
Figure 2 (Sheet 12)

52-11-06

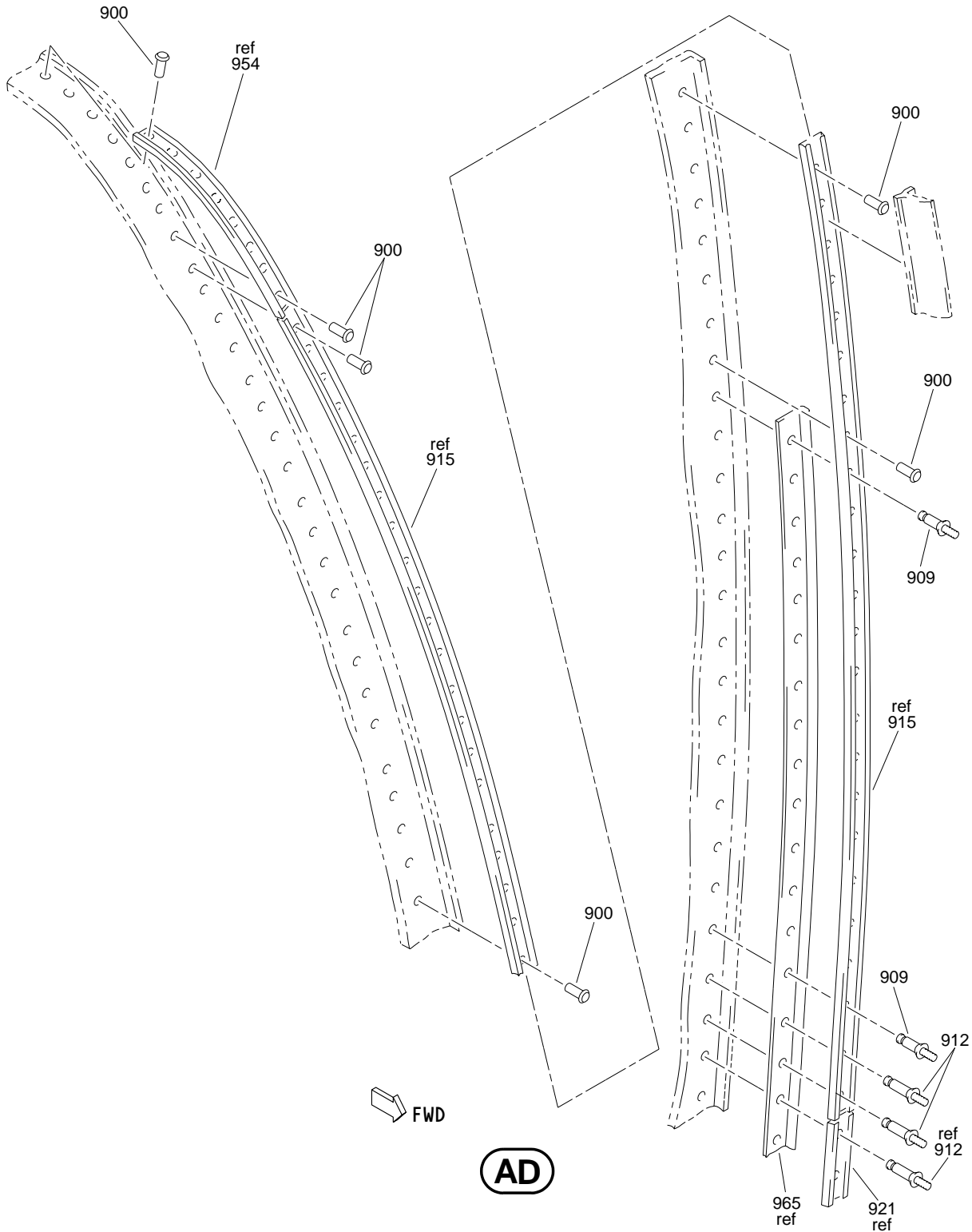
ILLUSTRATED PARTS LIST
01.1 Page 1080Q
Mar 01/04



Forward Entry and Service Door Assembly
Figure 2 (Sheet 13)

52-11-06

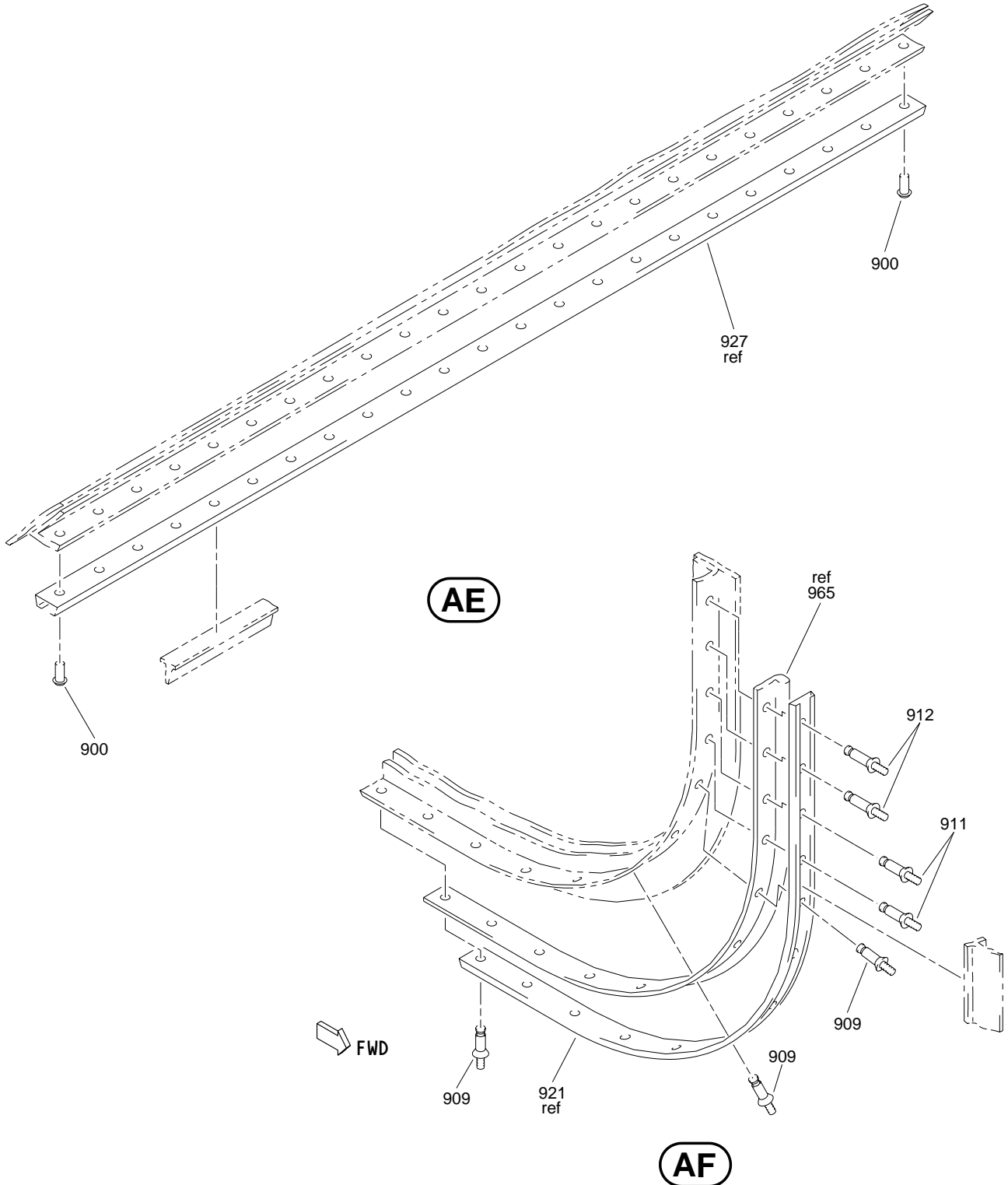
ILLUSTRATED PARTS LIST
01.1 Page 1080R
Mar 01/04



Forward Entry and Service Door Assembly
Figure 2 (Sheet 14)

52-11-06

ILLUSTRATED PARTS LIST
01.1 Page 1080S
Mar 01/04



Forward Entry and Service Door Assembly
 Figure 2 (Sheet 15)

52-11-06

ILLUSTRATED PARTS LIST
 01.1 Page 1080T
 Mar 01/04



BOEING
COMPONENT
MAINTENANCE MANUAL

FIG. & ITEM	PART NO.	AIRLINE PART NUMBER	NOMENCLATURE 1234567	EFF CODE	QTY PER ASSY
02- -1A	141T6121-41		DOOR ASSY-FWD ENTRY AND SVCE LH	R	RF
-1B	141T6121-45		DOOR ASSY-FWD ENTRY AND SVCE LH	S	RF
-1C	141T6121-61		DOOR ASSY-FWD ENTRY AND SVCE LH	W	RF
-1D	141T6121-63		DOOR ASSY-FWD ENTRY AND SVCE LH	X	RF
-1E	141T6121-69		DOOR ASSY-FWD ENTRY AND SVCE LH	AA	RF
-1F	141T6121-71		DOOR ASSY-FWD ENTRY AND SVCE LH	AB	RF
-1G	141T6121-75		DOOR ASSY-FWD ENTRY AND SVCE LH	AC	RF
-1H	141T6121-79		DOOR ASSY-FWD ENTRY AND SVCE LH	AF	RF
-1J	141T6121-83		DOOR ASSY-FWD ENTRY AND SVCE LH	AH	RF
-1K	141T6121-87		DOOR ASSY-FWD ENTRY AND SVCE LH	AJ	RF
-1L	141T6121-91		DOOR ASSY-FWD ENTRY AND SVCE LH	AL	RF
-4	141T6121-42		DOOR ASSY-FWD ENTRY AND SVCE RH	T	RF
-4A	141T6121-46		DOOR ASSY-FWD ENTRY AND SVCE RH	U	RF
-4B	141T6121-62		DOOR ASSY-FWD ENTRY AND SVCE RH	Y	RF
-4C	141T6121-64		DOOR ASSY-FWD ENTRY AND SVCE RH	Z	RF
-4D	141T6121-70		DOOR ASSY-FWD ENTRY AND SVCE RH	AD	RF
-4E	141T6121-76		DOOR ASSY-FWD ENTRY AND SVCE RH	AE	RF
-4F	141T6121-80		DOOR ASSY-FWD ENTRY AND SVCE RH	AG	RF
-4G	141T6121-88		DOOR ASSY-FWD ENTRY AND SVCE RH	AK	RF

52-11-06

ILLUSTRATED PARTS LIST
01.1 Page 1080U
Mar 01/04

FIG. & ITEM	PART NO.	AIRLINE PART NUMBER	NOMENCLATURE 1234567	EFF CODE	QTY PER ASSY
02-8	SF15-120-19		.SEAL-PRESSURE (V50744) (SPEC S140T263-19)	R,S,A A-AC, AF,AH ,AJ,A L	1
-12	SF15-120-20		.SEAL-PRESSURE (V50744) (SPEC S140T263-20)	T,U,A D,AE, AG,AK	1
16	BACR15FR5E4		DELETED		
20	BACR15FR4E3		DELETED		
24	BACR15FR4E4		DELETED		
28	141T6121-19		DELETED		
32	141T6143-6		.FITTING ASSY-CLEVIS	R-U, W-AL	1
			ATTACHING PARTS		
36	BACB30MR4K14		.BOLT	R,S,W ,X,A A-AC, AF,AH ,AJ,A L	4
-40	BACB30MR4K15		.BOLT	T,U,Y ,Z,AD ,AE,A G,AK	4
44	141T6143-7		.WASHER-SPECIAL	R-U,Y ,AE	2
48	AN96OPD416		.WASHER	R-U, W-AL	4
52	NAS1804-4		.NUT	R-U, W-AL	4
			-----*-----		

52-11-06

 ILLUSTRATED PARTS LIST
 01.1 Page 1080V
 Mar 01/04

FIG. & ITEM	PART NO.	AIRLINE PART NUMBER	NOMENCLATURE 1234567	EFF CODE	QTY PER ASSY
02-56	BACB28X5C023		..BUSHING	R-U, W-AL	1
60	BACB28X7M023		..BUSHING	R-U, W-AL	1
64	141T6143-5		..FITTING	R-U, W-AL	1
68	141T6142-1		.PLATE-SERRATED	R,S,W ,X	1
-68A	141T6142-6		.PLATE-SERRATED	AA-AC ,AF,A H,AJ, AL	1
-72	141T6142-3		.PLATE-SERRATED	T,U,Y ,Z	1
-72A	141T6142-7		.PLATE-SERRATED	AD,AE ,AG,A K	1
76	BACS40R027C032F		.SHIM	R-U, W-AL	1
80	H52732-4CM		.NUT- (V15653) (SPEC BACN10YR4CM) (OPT PLH54CM (V62554))	R-U, W-AL	1

52-11-06

ILLUSTRATED PARTS LIST
01.1 Page 1080W
Mar 01/04

FIG. & ITEM	PART NO.	AIRLINE PART NUMBER	NOMENCLATURE 1234567	EFF CODE	QTY PER ASSY
02-84	141T6599-3		.PIN-CENTERING	R-U, W-AL	1
88	KP4ANJC		.BEARING- (V06144) (SPEC BACB10BX4) (OPT KP4AFS428 (V21335)) (OPT KP4A2TS (V43991)) (OPT LLKP4A (V38443)) (OPT KP4AG27 (V30163)) (OPT KP4A (V38443)) (OPT KP4ALY196 (V40920)) (OPT KP4ASD610 (V83086)) (OPT CS204E (VK8455)) (OPT KP4A (V21760))	R-U, W-AL	1
92	KP8ANJC		.BEARING- (V06144) (SPEC BACB10BX8) (OPT KP8AFS428 (V21335)) (OPT KP8A2TS (V43991)) (OPT LLKP8A (V38443)) (OPT KP8AG27 (V30163)) (OPT KP8A (V38443)) (OPT KP8BSD610 (V83086)) (OPT CS208E (VK8455)) (OPT KP8A (V21760))	R-U, W-AL	1

52-11-06

 ILLUSTRATED PARTS LIST
 01.1 Page 1080X
 Mar 01/04

 **BOEING**
COMPONENT
MAINTENANCE MANUAL

FIG. & ITEM	PART NO.	AIRLINE PART NUMBER	NOMENCLATURE 1234567	EFF CODE	QTY PER ASSY
02-96	141T6616-3		. SPACER	R-U, W-Z	1
-96A	141T6616-6		. SPACER	AA-AL	1
100	141T6616-2		. SPACER	R-U, W-AL	1
104	141T6631-1		. SHIM	R-U, W-AL	1
108	HL1012AZ6-8		. BOLT- (V97928) (SPEC BACB30NX6K8) (OPT HL12VAZ6-8 (V73197)) (OPT HL12VAZ6-8 (V92215)) (OPT HL12VAZ6-8 (V97928)) (OPT L802-6K8 (V06725)) (OPT HL12VAZ6-8 (V56878)) (OPT HL1012AZ6-8 (V0PTK6)) (OPT HL1012AZ6-8 (V06725)) (OPT HL1012AZ6-8 (V06950)) (OPT HL1012AZ6-8 (V17446)) (OPT HL1012AZ6-8 (V56878)) (OPT HL1012AZ6-8 (V60516)) (OPT HL1012AZ6-8 (V73197))	R,S,W ,X,A A-AC, AF,AH ,AJ,A L	1

52-11-06

ILLUSTRATED PARTS LIST
01.1 Page 1080Y
Mar 01/04

FIG. & ITEM	PART NO.	AIRLINE PART NUMBER	NOMENCLATURE 1234567	EFF CODE	QTY PER ASSY
02-112	HL1012AZ6-6		.BOLT- (V97928) (SPEC BACB30NX6K6) (OPT HL12VAZ6-6 (V73197)) (OPT HL12VAZ6-6 (V92215)) (OPT HL12VAZ6-6 (V97928)) (OPT L802-6K6 (V06725)) (OPT HL12VAZ6-6 (V56878)) (OPT HL1012AZ6-6 (V0PTK6)) (OPT HL1012AZ6-6 (V06725)) (OPT HL1012AZ6-6 (V06950)) (OPT HL1012AZ6-6 (V17446)) (OPT HL1012AZ6-6 (V56878)) (OPT HL1012AZ6-6 (V60516)) (OPT HL1012AZ6-6 (V73197))	R,S,W ,X,A A-AC, AF,AG ,AK	1

52-11-06

ILLUSTRATED PARTS LIST
01.1 Page 1080Z
Mar 01/04

 **BOEING**
COMPONENT
MAINTENANCE MANUAL

FIG. & ITEM	PART NO.	AIRLINE PART NUMBER	NOMENCLATURE 1234567	EFF CODE	QTY PER ASSY
02-116	HL1012AZ6-9		.BOLT- (V97928) (SPEC BACB30NX6K9) (OPT HL12VAZ6-9 (V73197)) (OPT HL12VAZ6-9 (V92215)) (OPT HL12VAZ6-9 (V97928)) (OPT L802-6K9 (V06725)) (OPT HL12VAZ6-9 (V56878)) (OPT HL1012AZ6-9 (V0PTK6)) (OPT HL1012AZ6-9 (V06725)) (OPT HL1012AZ6-9 (V06950)) (OPT HL1012AZ6-9 (V17446)) (OPT HL1012AZ6-9 (V56878)) (OPT HL1012AZ6-9 (V60516)) (OPT HL1012AZ6-9 (V73197))	R,S,W ,X,A A-AC, AF,AH ,AJ,A L	2

52-11-06

ILLUSTRATED PARTS LIST
01.1 Page 1081
Mar 01/04

FIG. & ITEM	PART NO.	AIRLINE PART NUMBER	NOMENCLATURE 1234567	EFF CODE	QTY PER ASSY
02-120	HL1012AZ6-11		.BOLT- (V97928) (SPEC BACB30NX6K11) (OPT HL12VAZ6-11 (V73197)) (OPT HL12VAZ6-11 (V92215)) (OPT HL12VAZ6-11 (V97928)) (OPT L802-6K11 (V06725)) (OPT HL12VAZ6-11 (V56878)) (OPT HL1012AZ6-11 (V0PTK6)) (OPT HL1012AZ6-11 (V06725)) (OPT HL1012AZ6-11 (V06950)) (OPT HL1012AZ6-11 (V17446)) (OPT HL1012AZ6-11 (V56878)) (OPT HL1012AZ6-11 (V60516)) (OPT HL1012AZ6-11 (V73197))	R,S,W ,X,A A-AC, AF,AH ,AJ,A L	2
124	K29646-3		.WASHER- (V15653) (SPEC BACW10CA3CV) (OPT 70188-3 (V56878)) (OPT 922007-3 (V60119)) (OPT 942007-3 (V60119))	R,S,W ,X,A A-AC, AF,AH ,AJ,A L	6
128	K29913-3		.WASHER- (V15653) (SPEC BACW10CA3CC) (OPT 70191-3 (V56878)) (OPT 922008-3 (V60119)) (OPT 942008-3 (V60119))	R,S,W ,X,A A-AC, AF,AH ,AJ,A L	6

52-11-06

 ILLUSTRATED PARTS LIST
 01.1 Page 1082
 Mar 01/04

 **BOEING**
COMPONENT
MAINTENANCE MANUAL

FIG. & ITEM	PART NO.	AIRLINE PART NUMBER	NOMENCLATURE 1234567	EFF CODE	QTY PER ASSY
02-132	HL1187DU6		.COLLAR- (V5M902) (SPEC BACC30X6S) (OPT HL87DU6 (V92215)) (OPT HL87DU6 (V73197)) (OPT HL1187DU6 (V56878)) (OPT HL1187DU6 (V92215)) (OPT HL87DU6 (V56878)) (OPT HL1187DU6 (V73197))	R,S,W ,X,A A-AC, AF,AH ,AJ,A L	6
136	HL10VAZ6-5		.BOLT- (V60516) (SPEC BACB30MY6K5) (OPT B30MY6K5 (V97928))	R,S,W ,X,AB ,AC,A F,AH, AJ,AL	5
-136A	HL10VAZ6-5		.BOLT- (V60516) (SPEC BACB30MY6K5) (OPT B30MY6K5 (V97928)) (OPT ITEM 136B)	AA	5
-136B	HST10AG6-5		.BOLT- (V0PTK6) (SPEC BACB30VT6K5) (OPT HST10AG6-5 (V06725)) (OPT HST10AG6-5 (V56878)) (OPT HST10AG6-5 (V73197)) (OPT ITEM 136A)	AA	5
140	HL10VAZ6-3		.BOLT- (V60516) (SPEC BACB30MY6K3) (OPT B30MY6K3 (V97928))	R,S,W ,X,AB ,AC,A F,AH, AJ,AL	1

52-11-06

FIG. & ITEM	PART NO.	AIRLINE PART NUMBER	NOMENCLATURE 1234567	EFF CODE	QTY PER ASSY
02- -140A	HL10VAZ6-3		.BOLT- (V60516) (SPEC BACB30MY6K3) (OPT B30MY6K3 (V97928)) (OPT ITEM 140B)	AA	1
-140B	HST10AG6-3		.BOLT- (VOPTK6) (SPEC BACB30VT6K3) (OPT HST10AG6-3 (V06725)) (OPT HST10AG6-3 (V56878)) (OPT HST10AG6-3 (V73197)) (OPT ITEM 140A)	AA	1
144	L8006K6		.BOLT- (V06725) (SPEC BACB30MY6K6) (OPT L800-6-6 (V97928))	R,S,W ,X,AB ,AC,A F,AH, AJ,AL	2
-144A	L8006K6		.BOLT- (V06725) (SPEC BACB30MY6K6) (OPT ITEM 144B)	AA	2
-144B	HST10AG6-6		.BOLT- (VOPTK6) (SPEC BACB30VT6K6) (OPT HST10AG6-6 (V06725)) (OPT HST10AG6-6 (V56878)) (OPT HST10AG6-6 (V73197)) (OPT ITEM 144A)	AA	2
148	HL82-6APBW		.COLLAR- (V5M902) (SPEC BACC30AG6) (OPT HL82-6APBW (V92215)) (OPT HL82-6APBW (V56878)) (OPT HL82-6APBW (V73197))	R,S,W ,X,AB ,AC,A F,AH, AJ,AL	8

52-11-06

 ILLUSTRATED PARTS LIST
 01.1 Page 1082B
 Mar 01/04

 **BOEING**
COMPONENT
MAINTENANCE MANUAL

FIG. & ITEM	PART NO.	AIRLINE PART NUMBER	NOMENCLATURE 1234567	EFF CODE	QTY PER ASSY
02- -148A	HL82-6APBW		.COLLAR- (V5M902) (SPEC BACC30AG6) (OPT HL82-6APBW (V92215)) (OPT HL82-6APBW (V56878)) (OPT HL82-6APBW (V73197)) (USED WITH 136A, 140A, 144A)	AA	8
-148B	HST826AW		.COLLAR- (V5M902) (SPEC BACC30BQ6) (OPT HST826AW (V56878)) (OPT HST826AW (V73197)) (OPT HST82CY6APBW (V73197)) (OPT HST82CY6APBW (V56878)) (USED WITH 136B, 140B, 144B)	AA	8
152	141T6130-1		.FITTING-UPR SPRT (OPT ITEMS 152A, 152B)	R,S,W ,X	1
-152A	141T6130-5		.FITTING-UPR SPRT (OPT ITEMS 152, 152B)	R,S,W ,X	1
-152B	141T6130-8		.FITTING-UPR SPRT (OPT ITEMS 152, 152A)	R,S,W ,X	1
-152C	141T6130-11		.FITTING-UPR SPRT (OPT ITEM 152D)	AA-AC ,AF,A H,AJ, AL	1
-152D	141T6130-13		.FITTING-UPR SPRT (OPT ITEM 152C)	AA-AC ,AF,A H,AJ, AL	1

52-11-06

ILLUSTRATED PARTS LIST
01.1 Page 1082C
Mar 01/04

FIG. & ITEM	PART NO.	AIRLINE PART NUMBER	NOMENCLATURE 1234567	EFF CODE	QTY PER ASSY
02-156	HL1012AZ6-6		.BOLT- (V97928) (SPEC BACB30NX6K6) (OPT HL12VAZ6-6 (V73197)) (OPT HL12VAZ6-6 (V92215)) (OPT HL12VAZ6-6 (V97928)) (OPT L802-6K6 (V06725)) (OPT HL12VAZ6-6 (V56878)) (OPT HL1012AZ6-6 (V0PTK6)) (OPT HL1012AZ6-6 (V06725)) (OPT HL1012AZ6-6 (V06950)) (OPT HL1012AZ6-6 (V17446)) (OPT HL1012AZ6-6 (V56878)) (OPT HL1012AZ6-6 (V60516)) (OPT HL1012AZ6-6 (V73197))	T,U,Y ,Z,AD ,AE,A G,AK	1

52-11-06

 ILLUSTRATED PARTS LIST
 01.1 Page 1082D
 Mar 01/04

 **BOEING**
COMPONENT
MAINTENANCE MANUAL

FIG. & ITEM	PART NO.	AIRLINE PART NUMBER	NOMENCLATURE 1234567	EFF CODE	QTY PER ASSY
02-160	HL1012AZ6-8		.BOLT- (V97928) (SPEC BACB30NX6K8) (OPT HL12VAZ6-8 (V73197)) (OPT HL12VAZ6-8 (V92215)) (OPT HL12VAZ6-8 (V97928)) (OPT L802-6K8 (V06725)) (OPT HL12VAZ6-8 (V56878)) (OPT HL1012AZ6-8 (V0PTK6)) (OPT HL1012AZ6-8 (V06725)) (OPT HL1012AZ6-8 (V06950)) (OPT HL1012AZ6-8 (V17446)) (OPT HL1012AZ6-8 (V56878)) (OPT HL1012AZ6-8 (V60516)) (OPT HL1012AZ6-8 (V73197))	T,U,Y ,Z,AD ,AE,A G,AK	1

52-11-06

ILLUSTRATED PARTS LIST
01.1 Page 1082E
Mar 01/04

FIG. & ITEM	PART NO.	AIRLINE PART NUMBER	NOMENCLATURE 1234567	EFF CODE	QTY PER ASSY
02-164	HL1012AZ6-9		.BOLT- (V97928) (SPEC BACB30NX6K9) (OPT HL12VAZ6-9 (V73197)) (OPT HL12VAZ6-9 (V92215)) (OPT HL12VAZ6-9 (V97928)) (OPT L802-6K9 (V06725)) (OPT HL12VAZ6-9 (V56878)) (OPT HL1012AZ6-9 (V0PTK6)) (OPT HL1012AZ6-9 (V06725)) (OPT HL1012AZ6-9 (V06950)) (OPT HL1012AZ6-9 (V17446)) (OPT HL1012AZ6-9 (V56878)) (OPT HL1012AZ6-9 (V60516)) (OPT HL1012AZ6-9 (V73197))	T,U,Y ,Z,AD ,AE,A G,AK	2

52-11-06

 ILLUSTRATED PARTS LIST
 01.1 Page 1082F
 Mar 01/04

 **BOEING**
COMPONENT
MAINTENANCE MANUAL

FIG. & ITEM	PART NO.	AIRLINE PART NUMBER	NOMENCLATURE	EFF CODE	QTY PER ASSY
02-168	HL1012AZ6-11		1234567 .BOLT- (V97928) (SPEC BACB30NX6K11) (OPT HL12VAZ6-11 (V73197)) (OPT HL12VAZ6-11 (V92215)) (OPT HL12VAZ6-11 (V97928)) (OPT L802-6K11 (V06725)) (OPT HL12VAZ6-11 (V56878)) (OPT HL1012AZ6-11 (V0PTK6)) (OPT HL1012AZ6-11 (V06725)) (OPT HL1012AZ6-11 (V06950)) (OPT HL1012AZ6-11 (V17446)) (OPT HL1012AZ6-11 (V56878)) (OPT HL1012AZ6-11 (V60516)) (OPT HL1012AZ6-11 (V73197))	T,U,Y Z,AD AE,A G,AK	1

52-11-06

ILLUSTRATED PARTS LIST
01.1 Page 1082G
Mar 01/04

FIG. & ITEM	PART NO.	AIRLINE PART NUMBER	NOMENCLATURE 1234567	EFF CODE	QTY PER ASSY
02-172	HL1012AZ6-7		.BOLT- (V97928) (SPEC BACB30NX6K7) (OPT HL12VAZ6-7 (V73197)) (OPT HL12VAZ6-7 (V92215)) (OPT HL12VAZ6-7 (V97928)) (OPT L802-6K7 (V06725)) (OPT HL12VAZ6-7 (V56878)) (OPT HL1012AZ6-7 (V0PTK6)) (OPT HL1012AZ6-7 (V06725)) (OPT HL1012AZ6-7 (V06950)) (OPT HL1012AZ6-7 (V17446)) (OPT HL1012AZ6-7 (V56878)) (OPT HL1012AZ6-7 (V60516)) (OPT HL1012AZ6-7 (V73197))	T,U,Y ,Z,AD ,AE,A G,AK	1
176	K29646-3		.WASHER- (V15653) (SPEC BACW10CA3CV) (OPT 70188-3 (V56878)) (OPT 922007-3 (V60119)) (OPT 942007-3 (V60119))	T,U,Y ,Z,AD ,AE,A G,AK	6
180	K29913-3		.WASHER- (V15653) (SPEC BACW10CA3CC) (OPT 70191-3 (V56878)) (OPT 922008-3 (V60119)) (OPT 942008-3 (V60119))	T,U,Y ,Z,AD ,AE,A G,AK	6

52-11-06

 ILLUSTRATED PARTS LIST
 01.1 Page 1082H
 Mar 01/04

 **BOEING**
COMPONENT
MAINTENANCE MANUAL

FIG. & ITEM	PART NO.	AIRLINE PART NUMBER	NOMENCLATURE 1234567	EFF CODE	QTY PER ASSY
02-184	HL1187DU6		.COLLAR- (V5M902) (SPEC BACC30X6S) (OPT HL87DU6 (V92215)) (OPT HL87DU6 (V73197)) (OPT HL1187DU6 (V56878)) (OPT HL1187DU6 (V92215)) (OPT HL87DU6 (V56878)) (OPT HL1187DU6 (V73197))	T,U,Y ,Z,AD ,AE,A G,AK	6
188	HL10VAZ6-5		.BOLT- (V60516) (SPEC BACB30MY6K5) (OPT B30MY6K5 (V97928))	T,U,Y ,Z,AD ,AE	8
-188A	HL10VAZ6-5		.BOLT- (V60516) (SPEC BACB30MY6K5) (OPT B30MY6K5 (V97928)) (OPT ITEM 188B)	AG,AK	8
-188B	HST10AG6-5		.BOLT- (V0PTK6) (SPEC BACB30VT6K5) (OPT HST10AG6-5 (V06725)) (OPT HST10AG6-5 (V56878)) (OPT HST10AG6-5 (V73197)) (OPT ITEM 188A)	AG,AK	8
192	L8006K6		.BOLT- (V06725) (SPEC BACB30MY6K6) (OPT L800-6-6 (V97928))	T,U,Y ,Z,AD ,AE	2
-192A	L8006K6		.BOLT- (V06725) (SPEC BACB30MY6K6) (OPT ITEM 192B)	AG,AK	2

52-11-06

FIG. & ITEM	PART NO.	AIRLINE PART NUMBER	NOMENCLATURE 1234567	EFF CODE	QTY PER ASSY
02- -192B	HST10AG6-6		.BOLT- (VOPTK6) (SPEC BACB30VT6K6) (OPT HST10AG6-6 (V06725)) (OPT HST10AG6-6 (V56878)) (OPT HST10AG6-6 (V73197)) (OPT ITEM 192A)	AG,AK	2
196	HL82-6APBW		.COLLAR- (V5M902) (SPEC BACC30AG6) (OPT HL82-6APBW (V92215)) (OPT HL82-6APBW (V56878)) (OPT HL82-6APBW (V73197))	T,U,Y ,Z,AD ,AE	10
-196A	HL82-6APBW		.COLLAR- (V5M902) (SPEC BACC30AG6) (OPT HL82-6APBW (V92215)) (OPT HL82-6APBW (V56878)) (OPT HL82-6APBW (V73197))	AG,AK	10
-196B	HST826AW		(USED WITH 188A, 192A) .COLLAR- (V5M902) (SPEC BACC30BQ6) (OPT HST826AW (V56878)) (OPT HST826AW (V73197)) (OPT HST82CY6APBW (V73197)) (OPT HST82CY6APBW (V56878)) (USED WITH 188B, 192B)	AG,AK	10
200	141T6130-3		.FITTING-UPR SPRT (OPT ITEMS 200A, 200B)	T,U,Y ,Z	1
-200A	141T6130-7		.FITTING-UPR SPRT (OPT ITEMS 200, 200B)	T,U,Y ,Z	1

52-11-06

 ILLUSTRATED PARTS LIST
 01.1 Page 1082J
 Mar 01/04

 **BOEING**
COMPONENT
MAINTENANCE MANUAL

FIG. & ITEM	PART NO.	AIRLINE PART NUMBER	NOMENCLATURE 1234567	EFF CODE	QTY PER ASSY
02- -200B	141T6130-9		.FITTING-UPR SPRT (OPT ITEMS 200, 200A)	T,U,Y ,Z	1
-200C	141T6130-10		.FITTING-UPR SPRT (OPT ITEM 200D)	AD,AE ,AG,A K	1
-200D	141T6130-12		.FITTING-UPR SPRT (OPT ITEM 200C)	AD,AE ,AG,A K	1
204	BACS40R008D009F		.SHIM	R-U, W-AL	1
208	BACS40R009E017F		.SHIM	R-U, W-AL	1
212	BACS40R007E020F		.SHIM	R-U, W-AL	1
216	141T6628-1		.BRACKET ASSY	R-U, W-AL	1
220	HL1012AZ6-4		ATTACHING PARTS .BOLT- (V97928) (SPEC BACB30NX6K4) (OPT HL12VAZ6-4 (V73197)) (OPT HL12VAZ6-4 (V92215)) (OPT HL12VAZ6-4 (V97928)) (OPT L802-6K4 (V06725)) (OPT HL12VAZ6-4 (V56878)) (OPT HL1012AZ6-4 (V0PTK6)) (OPT HL1012AZ6-4 (V06725)) (OPT HL1012AZ6-4 (V06950)) (OPT HL1012AZ6-4 (V17446)) (OPT HL1012AZ6-4 (V56878)) (OPT HL1012AZ6-4 (V60516)) (OPT HL1012AZ6-4 (V73197))	R-U, W-AL	4

52-11-06

ILLUSTRATED PARTS LIST
01.1 Page 1082K
Mar 01/04

FIG. & ITEM	PART NO.	AIRLINE PART NUMBER	NOMENCLATURE 1234567	EFF CODE	QTY PER ASSY
02-224	HL1187-6		.COLLAR- (V5M902) (SPEC BACC30X6) (OPT HL87-6 (V92215)) (OPT HL87-6 (V73197)) (OPT HL1187-6 (V56878)) (OPT HL1187-6 (V92215)) (OPT HL87-6 (V56878)) (OPT HL1187-6 (V73197)) -----*	R-U, W-AL	4
228	BACB28Y4M016		..BUSHING	R-U, W-AL	1
232	141T6628-3		..BRACKET	R-U, W-AL	1
236	141T6334-1		.ROLLER ASSY	R-U, W-AL	1
240	141T6640-502		ATTACHING PARTS .BOLT	R-U, W-AL	1
244	AN960PD416		.WASHER	R-U, W-AL	1
248	BACS40U4N5		.SHIM	R-U, W-AL	1
252	H52732-4CD		.NUT- (V15653) (SPEC BACN10YR4CD) (OPT PLH54CD (V62554)) -----*	R-U, W-AL	1
256	MS27641-4G		..BEARING	R-U, W-AL	1
260	RRN75S		..RING-RTNR (V80756)	R-U, W-AL	1
264	141T6334-2		..ROLLER	R-U, W-AL	1

52-11-06

 ILLUSTRATED PARTS LIST
 01.1 Page 1082L
 Mar 01/04

BOEING
COMPONENT
MAINTENANCE MANUAL

FIG. & ITEM	PART NO.	AIRLINE PART NUMBER	NOMENCLATURE 1234567	EFF CODE	QTY PER ASSY
02-268	141T6141-7		.LINK-LWR ROLLER	R-U, W-AL	1
272	141T6149-25		.FITTING ASSY-LWR SPRT	R,S,W ,X,A A-AC, AF,AH ,AJ,A L	1
-276	141T6149-26		.FITTING ASSY-LWR SPRT	T,U,Y ,Z,AD ,AE,A G,AK	1
280	141T6255-3		ATTACHING PARTS .BOLT	R-U, W-AL	1
284	AN960JD416L		.WASHER	R-U, W-AL	4
288	NAS1805-4		.NUT	R-U, W-AL	1
292	HST10AG6-4		.BOLT- (V06725) (SPEC BACB30VT6K4) (OPT HST10AG6-4 (V73197)) (OPT HST10AG6-4 (V56878)) (OPT HST10AG6-4 (VOPTK6))	R-U, W-Z,A B-AF, AH,AJ ,AL	3
-292A	HST10AG6-4		.BOLT- (V06725) (SPEC BACB30VT6K4) (OPT HST10AG6-4 (V73197)) (OPT HST10AG6-4 (V56878)) (OPT HST10AG6-4 (VOPTK6)) (OPT ITEM 292B)	AA,AG ,AK	3
-292B	HL10VAZ6-4		.BOLT- (V60516) (SPEC BACB30MY6K4) (OPT B30MY6K4 (V97928)) (OPT ITEM 292A)	AA,AG ,AK	3

52-11-06

FIG. & ITEM	PART NO.	AIRLINE PART NUMBER	NOMENCLATURE 1234567	EFF CODE	QTY PER ASSY
02-296	HST10AG6-5		.BOLT- (VOPTK6) (SPEC BACB30VT6K5) (OPT HST10AG6-5 (V06725)) (OPT HST10AG6-5 (V56878)) (OPT HST10AG6-5 (V73197))	R-U, W-Z,A B-AF, AH,AJ ,AL	1
-296A	HST10AG6-5		.BOLT- (VOPTK6) (SPEC BACB30VT6K5) (OPT HST10AG6-5 (V06725)) (OPT HST10AG6-5 (V56878)) (OPT HST10AG6-5 (V73197)) (OPT ITEM 296B)	AA,AG ,AK	1
-296B	HL10VAZ6-5		.BOLT- (V60516) (SPEC BACB30MY6K5) (OPT B30MY6K5 (V97928)) (OPT ITEM 296A)	AA,AG ,AK	1
300	HST79CY6		.COLLAR- (V73197) (SPEC BACC30BL6) (OPT HST79-6 (V92215)) (OPT HST79CY6 (V56878)) (OPT HST79CY6 (V5M902))	R-U, W-Z,A B-AF, AH,AJ ,AL	4
-300A	HST79CY6		.COLLAR- (V73197) (SPEC BACC30BL6) (OPT HST79-6 (V92215)) (OPT HST79CY6 (V56878)) (OPT HST79CY6 (V5M902)) (USED WITH 292A, 296A)	AA,AG ,AK	4

52-11-06

 ILLUSTRATED PARTS LIST
 01.1 Page 1082N
 Mar 01/04

BOEING
COMPONENT
MAINTENANCE MANUAL

FIG. & ITEM	PART NO.	AIRLINE PART NUMBER	NOMENCLATURE 1234567	EFF CODE	QTY PER ASSY
02- -300B	HL79-6		.COLLAR- (V5M902) (SPEC BACC30M6) (OPT HL79-6 (V73197)) (OPT HL79-6 (V92215)) (OPT 66014-6 (V56878)) (OPT HL79-6 (V56878)) (USED WITH 292B, 296B)	AA,AG ,AK	4
304	HST10AG8-9		.BOLT- (V0PTK6) (SPEC BACB30VT8K9) (OPT HST10AG8-9 (V06725)) (OPT HST10AG8-9 (V56878)) (OPT HST10AG8-9 (V73197))	R-U, W-Z,A B-AF, AH,AJ ,AL	1
-304A	HST10AG8-9		.BOLT- (V0PTK6) (SPEC BACB30VT8K9) (OPT HST10AG8-9 (V06725)) (OPT HST10AG8-9 (V56878)) (OPT HST10AG8-9 (V73197)) (OPT ITEM 304B)	AA,AG ,AK	1
-304B	HL10VAZ8-9		.BOLT- (V60516) (SPEC BACB30MY8K9) (OPT B30MY8K9 (V97928)) (OPT ITEM 304A)	AA,AG ,AK	1

52-11-06

ILLUSTRATED PARTS LIST
01.1 Page 10820
Mar 01/04

FIG. & ITEM	PART NO.	AIRLINE PART NUMBER	NOMENCLATURE 1234567	EFF CODE	QTY PER ASSY
02-308	HST79CY8		. COLLAR- (V73197) (SPEC BACC30BL8) (OPT HST79-8 (V92215)) (OPT HST79CY8 (V56878)) (OPT HST79CY8 (V5M902))	R-U, W-Z,A B-AF, AH,AJ ,AL	1
-308A	HST79CY8		. COLLAR- (V73197) (SPEC BACC30BL8) (OPT HST79-8 (V92215)) (OPT HST79CY8 (V56878)) (OPT HST79CY8 (V5M902)) (USED WITH 304A)	AA,AG ,AK	1
-308B	HL79-8		. COLLAR- (V5M902) (SPEC BACC30M8) (OPT HL79-8 (V73197)) (OPT HL79-8 (V92215)) (OPT 66014-8 (V56878)) (OPT HL79-8 (V56878)) (USED WITH 304B)	AA,AG ,AK	1
312	BACB28X4C095		-----*----- .. BUSHING	R-U, W-AL	1
316	NAS43HT6-3		.. SPACER	R,S,W ,X,A A-AC, AF,AH ,AJ,A L	1

52-11-06

 ILLUSTRATED PARTS LIST
 01.1 Page 1082P
 Mar 01/04

BOEING
COMPONENT
MAINTENANCE MANUAL

FIG. & ITEM	PART NO.	AIRLINE PART NUMBER	NOMENCLATURE 1234567	EFF CODE	QTY PER ASSY
02- -320	NAS43HT6-6		..SPACER	T,U,Y ,Z,AD AE,AG AK	1
324	141T6149-23		..FITTING	R,S, W,X, AA-AC AF,AH AJ,AL	1
-328	141T6149-24		..FITTING	T,U,Y ,Z,AD ,AE,A G,AK	1
332	141T6176-4		.GUIDE ASSY	R-U, W-AL	1
336	141T6642-1		..BOLT	R-U, W-AL	1
340	BACR15BA3AD		..RIVET- (SIZE DETERMINE ON INST)	R-U, W-AL	1
344	141T6334-1		..ROLLER ASSY	R-U, W-AL	1
348	MS27641-4G		...BEARING	R-U, W-AL	1
352	RRN75S		...RING-RTNR (V80756)	R-U, W-AL	1
356	141T6334-2		...ROLLER	R-U, W-AL	1
360	141T6123-2		..PIN-SLIDING	R-U, W-AL	1
364	141T6141-6		.LINK-LWR ROLLER	R-U, W-AL	1

52-11-06

ILLUSTRATED PARTS LIST
01.1 Page 1082Q
Mar 01/04

FIG. & ITEM	PART NO.	AIRLINE PART NUMBER	NOMENCLATURE 1234567	EFF CODE	QTY PER ASSY
02-368	MS16632-4023		.RING- (OPT ITEM 368A)	R-U, W-AL	1
-368A	MS16633-4025		.RING- (OPT ITEM 368)	R-U, W-AL	1
372	141T6149-19		.FITTING ASSY-LWR SPRT	R,S,W ,X,A A-AC, AF,AH ,AJ,A L	1
-376	141T6149-20		.FITTING ASSY-LWR SPRT	T,U,Y ,Z,AD ,AE,A G,AK	1
380	141T6255-3		ATTACHING PARTS .BOLT	R-U, W-AL	1
384	AN960JD416L		.WASHER	R-U, W-AL	AR
388	NAS1805-4		.NUT	R-U, W-AL	1
392	HST10AG6-4		.BOLT- (V06725) (SPEC BACB30VT6K4) (OPT HST10AG6-4 (V73197)) (OPT HST10AG6-4 (V56878)) (OPT HST10AG6-4 (VOPTK6))	R-U, W-Z,A B-AF, AH,AJ ,AL	3

52-11-06

 ILLUSTRATED PARTS LIST
 01.1 Page 1082R
 Mar 01/04

 **BOEING**
COMPONENT
MAINTENANCE MANUAL

FIG. & ITEM	PART NO.	AIRLINE PART NUMBER	NOMENCLATURE 1234567	EFF CODE	QTY PER ASSY
02- -392A	HST10AG6-4		.BOLT- (V06725) (SPEC BACB30VT6K4) (OPT HST10AG6-4 (V73197)) (OPT HST10AG6-4 (V56878)) (OPT HST10AG6-4 (VOPTK6)) (OPT ITEM 392B)	AA,AG ,AK	3
-392B	HL10VAZ6-4		.BOLT- (V60516) (SPEC BACB30MY6K4) (OPT B30MY6K4 (V97928)) (OPT ITEM 392A)	AA,AG ,AK	3
396	HST10AG6-5		.BOLT- (VOPTK6) (SPEC BACB30VT6K5) (OPT HST10AG6-5 (V06725)) (OPT HST10AG6-5 (V56878)) (OPT HST10AG6-5 (V73197))	R-U, W-Z,A B-AF, AH,AJ ,AL	1
-396A	HST10AG6-5		.BOLT- (VOPTK6) (SPEC BACB30VT6K5) (OPT HST10AG6-5 (V06725)) (OPT HST10AG6-5 (V56878)) (OPT HST10AG6-5 (V73197)) (OPT ITEM 396B)	AA,AG ,AK	1

52-11-06

ILLUSTRATED PARTS LIST
01.1 Page 1082S
Mar 01/04

FIG. & ITEM	PART NO.	AIRLINE PART NUMBER	NOMENCLATURE 1234567	EFF CODE	QTY PER ASSY
02- -396B	HL10VAZ6-5		.BOLT- (V60516) (SPEC BACB30MY6K5) (OPT B30MY6K5 (V97928)) (OPT ITEM 396A)	AA,AG ,AK	1
400	HST79CY6		.COLLAR- (V73197) (SPEC BACC30BL6) (OPT HST79-6 (V92215)) (OPT HST79CY6 (V56878)) (OPT HST79CY6 (V5M902))	R-U, W-Z,A B-AF, AH,AJ ,AL	4
-400A	HST79CY6		.COLLAR- (V73197) (SPEC BACC30BL6) (OPT HST79-6 (V92215)) (OPT HST79CY6 (V56878)) (OPT HST79CY6 (V5M902)) (USED WITH 392A, 396A)	AA,AG ,AK	4
-400B	HL79-6		.COLLAR- (V5M902) (SPEC BACC30M6) (OPT HL79-6 (V73197)) (OPT HL79-6 (V92215)) (OPT 66014-6 (V56878)) (OPT HL79-6 (V56878)) (USED WITH 392B, 396B)	AA,AG ,AK	4

52-11-06

 ILLUSTRATED PARTS LIST
 01.1 Page 1082T
 Mar 01/04

 **BOEING**
COMPONENT
MAINTENANCE MANUAL

FIG. & ITEM	PART NO.	AIRLINE PART NUMBER	NOMENCLATURE 1234567	EFF CODE	QTY PER ASSY
02-404	HST10AG8-9		.BOLT- (V0PTK6) (SPEC BACB30VT8K9) (OPT HST10AG8-9 (V06725)) (OPT HST10AG8-9 (V56878)) (OPT HST10AG8-9 (V73197))	R-U, W-Z,A B-AF, AH,AJ ,AL	1
-404A	HST10AG8-9		.BOLT- (V0PTK6) (SPEC BACB30VT8K9) (OPT HST10AG8-9 (V06725)) (OPT HST10AG8-9 (V56878)) (OPT HST10AG8-9 (V73197)) (OPT ITEM 404B)	AA,AG ,AK	1
-404B	HL10VAZ8-9		.BOLT- (V60516) (SPEC BACB30MY8K9) (OPT B30MY8K9 (V97928)) (OPT ITEM 404A)	AA,AG ,AK	1
408	HST79CY8		.COLLAR- (V73197) (SPEC BACC30BL8) (OPT HST79-8 (V92215)) (OPT HST79CY8 (V56878)) (OPT HST79CY8 (V5M902))	R-U, W-Z,A B-AF, AH,AJ ,AL	1
-408A	HST79CY8		.COLLAR- (V73197) (SPEC BACC30BL8) (OPT HST79-8 (V92215)) (OPT HST79CY8 (V56878)) (OPT HST79CY8 (V5M902)) (USED WITH 404A)	AA,AG ,AK	1

52-11-06

ILLUSTRATED PARTS LIST
01.1 Page 1082U
Mar 01/04

FIG. & ITEM	PART NO.	AIRLINE PART NUMBER	NOMENCLATURE 1234567	EFF CODE	QTY PER ASSY
02- -408B	HL79-8		.COLLAR- (V5M902) (SPEC BACC30M8) (OPT HL79-8 (V73197)) (OPT HL79-8 (V92215)) (OPT 66014-8 (V56878)) (OPT HL79-8 (V56878)) (USED WITH 404B) -----*	AA,AG ,AK	1
412	BACB28X7M017		..BUSHING	R-U, W-AL	1
416	141T6149-15		..FITTING	R,S,W ,X,A A-AC, AF,AH ,AJ,A L	1
-420	141T6149-17		..FITTING	T,U,Y ,Z,AD ,AE,A G,AK	1
424	BACR15BB4AD		.RIVET- (SIZE DETERMINE ON INST)	R-U, W-AL	1
428	141T6641-1		.BUSHING	R-U, W-AL	1
432	BACB30NT3K6		.BOLT	R,S,W ,X,A A-AC, AF,AH ,AJ,A L	86
436	BACB30NT3K6		.BOLT	T,U,Y ,Z,AD ,AE,A G,AK	84
440	AN960JD10		.WASHER	R,S,W ,X,A A-AC, AF,AH ,AJ,A L	86

52-11-06

 ILLUSTRATED PARTS LIST
 01.1 Page 1082V
 Mar 01/04

 **BOEING**
COMPONENT
MAINTENANCE MANUAL

FIG. & ITEM	PART NO.	AIRLINE PART NUMBER	NOMENCLATURE 1234567	EFF CODE	QTY PER ASSY
02-444	AN960JD10		.WASHER	T,U,Y ,Z,AD ,AE,A G,AK	84
448	NAS1805-3		.NUT	R,S,W ,X,A A-AC, AF,AH ,AJ,A L	86
452	NAS1805-3		.NUT	T,U,Y ,Z,AD ,AE,A G,AK	84
456	BACB30NT3K8		.BOLT	R-U, W-AL	2
460	AS46-3		.WASHER- (V10630) (SPEC BACW10AU3) (OPT K19701P3 (V15653)) (OPT 53488W1032 (V56878)) (OPT 6073-0 (V72962)) (OPT TLN1020L3W (V08524))	R-U, W-AL	2
464	H19700P3		.NUT- (V15653) (SPEC BACN10MT3) (OPT TLN1020-3N (V08524)) (OPT 52LH6073-02 (V72962)) (OPT 53488-1032 (V56878))	R-U, W-AL	2
468	141T6147-4		.STOP	R,S,W ,X,A A-AC, AF,AH ,AJ,A L	2

52-11-06

ILLUSTRATED PARTS LIST
01.1 Page 1082W
Mar 01/04

FIG. & ITEM	PART NO.	AIRLINE PART NUMBER	NOMENCLATURE 1234567	EFF CODE	QTY PER ASSY
02- -472	141T6147-5		.STOP	T,U,Y Z,AD AE,A G,AK R-U, W-AL	2
476	141T6235-1		.SHIM- (OPT ITEMS 478, 479)	R-U, W-AL	2
-476A	141T6235-2		DELETED		
-476B	141T6235-3		DELETED		
-476C	141T6235-4		DELETED		
-478	141T6121-49		.KIT ASSY-SUB (OPT ITEMS 476, 479)	R-U, W-AL	2
-478L	141T6235-3		..SHIM	R-U, W-AL	2
-478S	141T6235-4		..SHIM	R-U, W-AL	1
-479	141T6121-48		.KIT ASSY-SUB (OPT ITEMS 476, 478)	R-U, W-AL	2
-479L	141T6235-2		..SHIM	R-U, W-AL	2
480	141T6235-1		DELETED		
-480A	141T6235-2		DELETED		
-480B	141T6235-3		DELETED		
-480C	141T6235-4		DELETED		
484	141T6290-501		.HANDHOLD ASSY	R-U, W-AL	1
488	BACR15CE6KE		ATTACHING PARTS .RIVET- (SIZE DETERMINE ON INST) -----*-----	R-U, W-AL	20
492	141T6299-501		..COVER	R-U, W-AL	1

52-11-06

 ILLUSTRATED PARTS LIST
 01.1 Page 1082X
 Mar 01/04

BOEING
COMPONENT
MAINTENANCE MANUAL

FIG. & ITEM	PART NO.	AIRLINE PART NUMBER	NOMENCLATURE 1234567	EFF CODE	QTY PER ASSY
02-496	BACR15CE6KE		..RIVET- (SIZE DETERMINE ON INST)	R-U, W-AL	2
500	141T6290-3		..HINGE ASSY	R-U, W-AL	1
504	BACR15CE5KE		ATTACHING PARTS ..RIVET- (SIZE DETERMINE ON INST)	R-U, W-AL	4
508	MS20253P2-350		-----*----- ...PIN	R-U, W-AL	1
512	141T6290-2		...SPRING	R-U, W-AL	2
516	NAS42DD4-63		...SPACER	R-U, W-AL	1
520	141T6290-5		...HINGE	R-U, W-AL	1
524	141T6290-7		...HINGE	R-U, W-AL	1
528	141T6501-2		..FILLER	R-U, W-AL	1
532	141T6291-1		..PAN	R-U, W-AL	1
-536	416T2040-5		.SUPPORT INSTL-FWD DOOR ESCAPE SLIDE (FOR DETAILS SEE FIG. 3)	R,S,A C	1
-536A	416T2040-9		.SUPPORT INSTL-FWD DOOR ESCAPE SLIDE (FOR DETAILS SEE FIG. 3)	W,X,A A,AF, AJ	1
-540	416T2040-6		.SUPPORT INSTL-FWD DOOR ESCAPE SLIDE (FOR DETAILS SEE FIG. 3)	T,U,A E	1

52-11-06

ILLUSTRATED PARTS LIST
01.1 Page 1082Y
Mar 01/04

FIG. & ITEM	PART NO.	AIRLINE PART NUMBER	NOMENCLATURE 1234567	EFF CODE	QTY PER ASSY
02- -540A	416T2040-10		.SUPPORT INSTL-FWD DOOR ESCAPE SLIDE (FOR DETAILS SEE FIG. 3)	Y,Z,A D,AG, AK	1
544	NAS514P1032-8		DELETED		
548	AN960-10		DELETED		
552	H10-3BAC		DELETED		
556	416T2164-15		DELETED		
560	NAS514P1032-10		DELETED		
564	AN960-416		DELETED		
568	H10-3BAC		DELETED		
572	416T2180-2		DELETED		
576	416T2180-3		DELETED		
580	416T2199-1		DELETED		
			ATTACHING PARTS		
584	BACB30LJ4-6		DELETED		
588	AN960-416		DELETED		
592	BACR15FT5KE		DELETED		
596	BACR15BA3AD5		DELETED		
600	BRF100A4		DELETED		
604	BACF3F006N014NN		DELETED		
608	BACR15BB4AD7		DELETED		
612	416T2203-1		DELETED		
616	BACF3F010P010NN		DELETED		
620	416T2200-2		DELETED		
624	BACB30LJ4-7		DELETED		
628	AN960C10		DELETED		
632	H10-3BAC		DELETED		
636	416T2182-2		DELETED		
640	416T2182-5		DELETED		
644	416T2202-1		DELETED		
648	BACR15BB4AD		.RIVET- (SIZE DETERMINE ON INST)	R-U, W-AA, AC-AG ,AK	20
652	DE786		DELETED		
652A	DE820		.SHOCKMOUNT- (V71985) (SPEC S411T100-101) (SPEC S411T100-107) (OPT DE786 (V71985)) (OPT S411T100-107 (V71985))	R-U, W-AA, AC-AG ,AK	10

52-11-06

 **BOEING**
COMPONENT
MAINTENANCE MANUAL

FIG. & ITEM	PART NO.	AIRLINE PART NUMBER	NOMENCLATURE 1234567	EFF CODE	QTY PER ASSY
02-656	BACB30NM4K10		.BOLT	R-U, W-AA, AC-AG ,AK	4
660	AN960JD416L		.WASHER	R-U, W-AA, AC-AG ,AK	8
664	NAS1805-4L		.NUT	R-U, W-AA, AC-AG ,AK	4
668	NNS62N003		.PLUNGER-SPRT (V01226)	R-U, W-AA, AC-AG ,AK	2
672	BACB30LH3PU5		.SCREW- (OPT ITEM 672A)	R-U, W-AA, AC-AG ,AK	2
-672A	BACB30LH3-5		.BOLT- (OPT ITEM 672)	R-U, W-AA, AC-AG ,AK	2
676	141T6625-1		.WASHER	R-U, W-AA, AC-AG ,AK	2
680	141T6626-1		.BOLT	R-U, W-AA, AC-AG ,AK	2
684	BACW10P163A		.WASHER	R-U, W-AA, AC-AG ,AK	6
688	BACW10P115S		.WASHER	R-U, W-AA, AC-AG ,AK	2
692	BACB28AK05-061		.BUSHING	R-U, W-AA, AC-AG ,AK	2

52-11-06

ILLUSTRATED PARTS LIST
01.1 Page 1083
Mar 01/04

FIG. & ITEM	PART NO.	AIRLINE PART NUMBER	NOMENCLATURE 1234567	EFF CODE	QTY PER ASSY
02-696	141T6586-11		.FITTING ASSY- (OPT ITEM 796A)	R-U, W-AA, AC-AG ,AK	1
-696A	141T6586-17		.FITTING ASSY- (OPT ITEM 696)	R-U, W-AA, AC-AG ,AK	1
700	141T6586-12		.FITTING ASSY- (OPT ITEM 700A)	R-U, W-AA, AC-AG ,AK	1
-700A	141T6586-18		.FITTING ASSY- (OPT ITEM 700)	R-U, W-AA, AC-AG ,AK	1
704	BACB28AN07A050		..BUSHING- (USED ON ITEM 696)	R-U, W-AA, AC-AG ,AK	1
708	BACB28AN07A050		..BUSHING- (OPT ITEM 708A) (USED ON ITEMS 696A, 700, 700A)	R-U, W-AA, AC-AG ,AK	1
-708A	BACB28AR07A050		..BUSHING- (OPT ITEM 708) (USED ON ITEMS 696A, 700, 700A)	R-U, W-AA, AC-AG ,AK	1
712	141T6586-13		..FITTING- (USED ON ITEM 696)	R-U, W-AA, AC-AG ,AK	1
-712A	141T6586-19		..FITTING- (USED ON ITEM 696A)	R-U, W-AA, AC-AG ,AK	1
716	141T6586-14		..FITTING- (USED ON ITEM 700)	R-U, W-AA, AC-AG ,AK	1
-716A	141T6586-20		..FITTING- (USED ON ITEM 700A)	R-U, W-AA, AC-AG ,AK	1

52-11-06

 ILLUSTRATED PARTS LIST
 01.1 Page 1084
 Mar 01/04



BOEING
COMPONENT
MAINTENANCE MANUAL

FIG. & ITEM	PART NO.	AIRLINE PART NUMBER	NOMENCLATURE 1234567	EFF CODE	QTY PER ASSY
02-720	141T6592-4		.PIN-LIFT	R-U, W-AA, AC-AG ,AK	2
724	NAS1149D0416J		.WASHER	R-U, W-AA, AC-AG ,AK	2
728	BRH10C4D		.NUT- (V52828) (SPEC BACN10JC4CD) (OPT T6C428JCD (V11815)) (OPT NS202486-048 (V80539)) (OPT 102LH9075-4W (V72962)) (OPT H51650-4BAC (V15653))	R-U, W-AA, AC-AG ,AK	2
732	141T6587-9		.FITTING	R-U, W-AA, AC-AG ,AK	1
736	141T6587-10		.FITTING	R-U, W-AA, AC-AG ,AK	1
740	BACS40R14D26F		.SHIM	R-U, W-AA, AC-AG ,AK	2
744	141T6545-7		.SHIM	R-U, W-AA, AC-AG ,AK	2
748	141T6588-19		.FITTING ASSY- (OPT ITEM 748A)	R-U, W-AA, AC-AG ,AK	1

52-11-06

ILLUSTRATED PARTS LIST
01.1 Page 1084A
Mar 01/04

FIG. & ITEM	PART NO.	AIRLINE PART NUMBER	NOMENCLATURE 1234567	EFF CODE	QTY PER ASSY
02- -748A	141T6588-13		.FITTING ASSY- (OPT ITEM 748)	R-U, W-AA, AC-AG ,AK	1
752	141T6588-20		.FITTING ASSY- (OPT ITEM 752A)	R-U, W-AA, AC-AG ,AK	1
-752A	141T6588-14		.FITTING ASSY- (OPT ITEM 752)	R-U, W-AA, AC-AG ,AK	1
756	BACB30NN4K6		.BOLT	R-U, W-AA, AC-AG ,AK	4
760	AN960JD416L		.WASHER	R-U, W-AA, AC-AG AK	4
764	NAS1805-4L		.NUT	R-U, W-AA, AC-AG AK	4
768	141T6589-2		-----*----- ..PIN-GUIDE	R-U, W-AA, AC-AG ,AK	1
-772	141T6588-15		..FITTING- (USED ON ITEM 748A)	R-U, W-AA, AC-AG ,AK	1

52-11-06

 ILLUSTRATED PARTS LIST
 01.1 Page 1084B
 Mar 01/04

FIG. & ITEM	PART NO.	AIRLINE PART NUMBER	NOMENCLATURE 1234567	EFF CODE	QTY PER ASSY
02-772A	141T6588-21		..FITTING- (USED ON ITEM 748)	R-U, W-AA, AC-AG ,AK	1
-776	141T6588-16		..FITTING- (USED ON ITEM 752A)	R-U, W-AA, AC-AG ,AK	1
776A	141T6588-22		..FITTING- (USED ON ITEM 752)	R-U, W-AA, AC-AG ,AK	1
780	141T6545-8		.CLIP	R-U, W-AA, AC-AG ,AK	1
784	141T6545-9		.CLIP	R-U, W-AA, AC-AG ,AK	1
788	141T6584-9		.FITTING-SLIDE PACK CARRIER AFT ADPTR	R,S,W ,X,AA ,AC,A F,AJ	1
-792	141T6584-10		.FITTING-SLIDE PACK CARRIER AFT ADPTR	T,U,Y ,Z,AD ,AE,A G,AK	1
796	141T6585-7		.FITTING-ADPTR	R,S,W ,X,AA ,AC,A F,AJ	1
-800	141T6585-8		.FITTING-ADPTR	T,U,Y ,Z,AD ,AE,A G,AK	1

52-11-06

FIG. & ITEM	PART NO.	AIRLINE PART NUMBER	NOMENCLATURE 1234567	EFF CODE	QTY PER ASSY
02-804	HL10VAZ6-3		.BOLT- (V60516) (SPEC BACB30MY6K3) (OPT B30MY6K3 (V97928))	R-U, W-Z,A B-AF, AH,AJ ,AL	6
-804A	HL10VAZ6-3		.BOLT- (V60516) (SPEC BACB30MY6K3) (OPT B30MY6K3 (V97928))	AA,AG ,AK	6
-804B	HST10AG6-3		.BOLT- (VOPTK6) (SPEC BACB30VT6K3) (OPT HST10AG6-3 (V06725)) (OPT HST10AG6-3 (V56878)) (OPT HST10AG6-3 (V73197)) (OPT ITEM 804A)	AA,AG ,AK	6
808	HL10VAZ6-2		.BOLT- (V60516) (SPEC BACB30MY6K2) (OPT B30MY6K2 (V97928))	R-U, W-Z,A B,AF, AH,AJ ,AL	2
-808A	HL10VAZ6-2		.BOLT- (V60516) (SPEC BACB30MY6K2) (OPT B30MY6K2 (V97928)) (OPT ITEM 808B)	AA,AG ,AK	2
-808B	HST10AG6-2		.BOLT- (VOPTK6) (SPEC BACB30VT6K2) (OPT HST10AG6-2 (V06725)) (OPT HST10AG6-2 (V56878)) (OPT HST10AG6-2 (V73197)) (OPT ITEM 808A)	AA,AG ,AK	2

52-11-06

 ILLUSTRATED PARTS LIST
 01.1 Page 1084D
 Mar 01/04

 **BOEING**
COMPONENT
MAINTENANCE MANUAL

FIG. & ITEM	PART NO.	AIRLINE PART NUMBER	NOMENCLATURE 1234567	EFF CODE	QTY PER ASSY
02-812	HL10VAZ6-4		.BOLT- (V60516) (SPEC BACB30MY6K4) (OPT B30MY6K4 (V97928))	R-U, W-Z,A B-AF, AH,AJ ,AL	13
-812A	HL10VAZ6-4		.BOLT- (V60516) (SPEC BACB30MY6K4) (OPT B30MY6K4 (V97928))	AA,AG ,AK	13
-812B	HST10AG6-4		.BOLT- (V06725) (SPEC BACB30VT6K4) (OPT HST10AG6-4 (V73197)) (OPT HST10AG6-4 (V56878)) (OPT HST10AG6-4 (V0PTK6)) (OPT ITEM 812A)	AA,AG ,AK	13
816	L8006K6		.BOLT- (V06725) (SPEC BACB30MY6K6) (OPT L800-6-6 (V97928))	R-U, W-Z,A B-AF, AH,AJ ,AL	2
-816A	L8006K6		.BOLT- (V06725) (SPEC BACB30MY6K6) (OPT ITEM 816B)	AA,AG ,AK	2
-816B	HST10AG6-6		.BOLT- (V0PTK6) (SPEC BACB30VT6K6) (OPT HST10AG6-6 (V06725)) (OPT HST10AG6-6 (V56878)) (OPT HST10AG6-6 (V73197)) (OPT ITEM 816A)	AA,AG ,AK	2

52-11-06

ILLUSTRATED PARTS LIST
01.1 Page 1084E
Mar 01/04

FIG. & ITEM	PART NO.	AIRLINE PART NUMBER	NOMENCLATURE 1234567	EFF CODE	QTY PER ASSY
02-820	HL10VAZ6-5		.BOLT- (V60516) (SPEC BACB30MY6K5) (OPT B30MY6K5 (V97928))	R-U, W-Z,A B-AF, AH,AJ ,AL	4
-820A	HL10VAZ6-5		.BOLT- (V60516) (SPEC BACB30MY6K5) (OPT B30MY6K5 (V97928)) (OPT ITEM 820B)	AA,AG ,AK	4
-820B	HST10AG6-5		.BOLT- (VOPTK6) (SPEC BACB30VT6K5) (OPT HST10AG6-5 (V06725)) (OPT HST10AG6-5 (V56878)) (OPT HST10AG6-5 (V73197)) (OPT ITEM 820A)	AA,AG ,AK	4
824	HL82-6APBW		.COLLAR- (V5M902) (SPEC BACC30AG6) (OPT HL82-6APBW (V92215)) (OPT HL82-6APBW (V56878)) (OPT HL82-6APBW (V73197))	R-U, W-Z,A B-AF, AH,AJ ,AL	26

52-11-06

 ILLUSTRATED PARTS LIST
 01.1 Page 1084F
 Mar 01/04

BOEING
COMPONENT
MAINTENANCE MANUAL

FIG. & ITEM	PART NO.	AIRLINE PART NUMBER	NOMENCLATURE 1234567	EFF CODE	QTY PER ASSY
02- -824A	HL82-6APBW		.COLLAR- (V5M902) (SPEC BACC30AG6) (OPT HL82-6APBW (V92215)) (OPT HL82-6APBW (V56878)) (OPT HL82-6APBW (V73197)) (USED WITH 804A, 808A, 812A, 816A, 820A)	AA,AG ,AK	26
-824B	HST826AW		.COLLAR- (V5M902) (SPEC BACC30BQ6) (OPT HST826AW (V56878)) (OPT HST826AW (V73197)) (OPT HST82CY6APBW (V73197)) (OPT HST82CY6APBW (V56878)) (USED WITH 804B, 808B, 812B, 816B, 820B)	AA,AG ,AK	26
828	BRH10A6		.NUT- (V52828) (SPEC BACN10JC6) (OPT 96-064 (V80539)) (OPT RMLH9075-6 (V72962)) (OPT H10-6BAC (V15653))	R-U, W-AL	1
832	BACS40R008C025F		.SHIM	R-U, W-AL	2
836	141T6121-37		DELETED		

52-11-06

ILLUSTRATED PARTS LIST
01.1 Page 1084G
Mar 01/04

FIG. & ITEM	PART NO.	AIRLINE PART NUMBER	NOMENCLATURE 1234567	EFF CODE	QTY PER ASSY
02-					
840	141T6588-19		DELETED		
-840A	141T6588-13		DELETED		
844	141T6588-20		DELETED		
-844A	141T6588-14		.FITTING ASSY- (OPT ITEM 844)	R-U, W-AE	1
848	141T6589-2		DELETED		
-852	141T6588-15		DELETED		
852A	141T6588-21		DELETED		
-856	141T6588-16		DELETED		
856A	141T6588-22		DELETED		
860	141T6127-5		.RING ASSY-SPRT	R-U, W-AK	1
			ATTACHING PARTS		
864	BACR15CE6KE		.RIVET- (SIZE DETERMINE ON INST)	R-U, W-Z,A C-AF, AJ	24
-864A	BACR15CE6KE		.RIVET- (SIZE DETERMINE ON INST) (OPT ITEM 864B)	AA,AG ,AK	24
-864B	BACR15GF6D		.RIVET- (SIZE DETERMINE ON INST) (OPT ITEM 864A)	AA,AG ,AK	24
			-----*		
868	BACR15BA3AD		..RIVET- (SIZE DETERMINE ON INST)	R-U, W-AA, AC-AG ,AJ,A K	8

52-11-06

 ILLUSTRATED PARTS LIST
 01.1 Page 1084H
 Mar 01/04

FIG. & ITEM	PART NO.	AIRLINE PART NUMBER	NOMENCLATURE 1234567	EFF CODE	QTY PER ASSY
02-872	F5000-3BAC		..NUTPLATE- (V15653) (SPEC BACN10JR3F) (OPT NS103203-02 (V80539)) (OPT RMF9201-3 (V72962)) (OPT VN152A1-02 (V92215)) (OPT T8091S1032 (V11815)) (OPT BRF200A3 (V52828))	R-U, W-AA, AC-AG ,AJ,A K	4
876	141T6127-6		..RING	R-U, W-AA, AC-AG ,AJ,A K	1
880	MS27253F4		DELETED		
900	BACR15BB4AD		.RIVET- (SIZE DETERMINE ON INST)	R-U, W-AL	157
903	BACR15FT5KE		.RIVET- (SIZE DETERMINE ON INST)	R-U, W-Z,A B-AF, AH,AJ ,AL	4
-903A	BACR15FT5KE		.RIVET- (SIZE DETERMINE ON INST) (OPT ITEM 903B)	AA,AG ,AK	4
-903B	BACR15FT5D		.RIVET- (SIZE DETERMINE ON INST) (OPT ITEM 903A)	AA,AG ,AK	4

52-11-06

FIG. & ITEM	PART NO.	AIRLINE PART NUMBER	NOMENCLATURE 1234567	EFF CODE	QTY PER ASSY
02-906	AF3253-5-4B		.RIVET- (V53551) (SPEC BACR15FR5E4R) (OPT CR3253-5-4 (V11815))	R-U, W-AL	2
909	AF3253-4-3B		.RIVET- (V53551) (SPEC BACR15FR4E3R) (OPT CR3253-4-3 (V11815))	R-U, W-AL	22
911	AF3253-4-4B		.RIVET- (V53551) (SPEC BACR15FR4E4R) (OPT CR3253-4-4 (V11815))	R-U, W-AL	2
912	AF3253-5-4B		.RIVET- (V53551) (SPEC BACR15FR5E4R) (OPT CR3253-5-4 (V11815))	R-U, W-AL	4
915	141N6121-23		.RETAINER-SEAL	R,S,W ,X,A A-AC, AF,AH ,AJ,A L	1
-918	141N6121-25		.RETAINER-SEAL	T,U,Y ,Z,AD ,AE,A G,AK	1
921	141N6121-19		.RETAINER-SEAL	R,S,W ,X,A A-AC, AF,AH ,AJ,A L	1
-924	141N6121-20		.RETAINER-SEAL	T,U,Y ,Z,AD ,AE,A G,AK	1

52-11-06

 ILLUSTRATED PARTS LIST
 01.1 Page 1084J
 Mar 01/04

BOEING
COMPONENT
MAINTENANCE MANUAL

FIG. & ITEM	PART NO.	AIRLINE PART NUMBER	NOMENCLATURE 1234567	EFF CODE	QTY PER ASSY
02-927	141N6121-27		.RETAINER-SEAL	R-U, W-AL	1
930	141N6121-21		.RETAINER-SEAL	R,S,W ,X,A A-AC, AF,AH ,AJ,A L	1
-933	141N6121-22		.RETAINER-SEAL	T,U,Y ,Z,AD ,AE,A G,AK	1
936	141N6121-24		.RETAINER-SEAL	R,S,W ,X,A A-AC, AF,AH ,AJ,A L	1
-939	141N6121-26		.RETAINER-SEAL	T,U,Y ,Z,AD ,AE,A G,AK	1
942	141T6121-129		.RETAINER-SEAL	R,S,W ,X,A A-AC, AF,AH ,AJ,A L	1
-945	141T6121-136		.RETAINER-SEAL	T,U,Y ,Z,AD ,AE,A G,AK	1
948	141T6121-128		.RETAINER-SEAL	R,S,W ,X,A A-AC, AF,AH ,AJ,A L	1
-951	141T6121-137		.RETAINER-SEAL	T,U,Y ,Z,AD ,AE,A G,AK	1

52-11-06

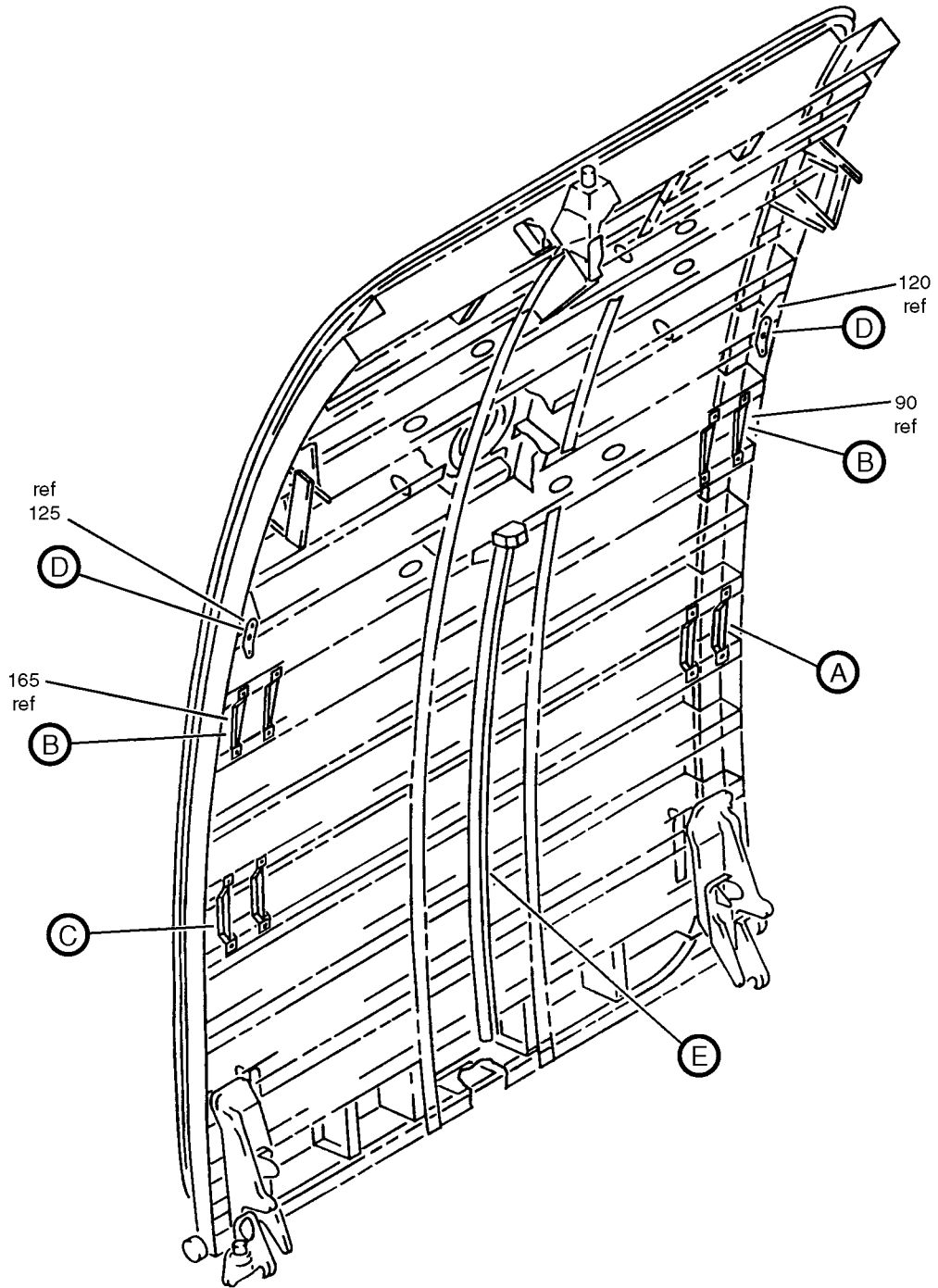
ILLUSTRATED PARTS LIST
01.1 Page 1084K
Mar 01/04

FIG. & ITEM	PART NO.	AIRLINE PART NUMBER	NOMENCLATURE 1234567	EFF CODE	QTY PER ASSY
02-954	141T6121-126		.RETAINER-SEAL	R,S,W ,X,A A-AC, AF,AH ,AJ,A L	1
-957	141T6121-135		.RETAINER-SEAL	T,U,Y ,Z,AD ,AE,A G,AK	1
960	141T6121-127		.RETAINER-SEAL	R,S,W ,X,A A-AC, AF,AH ,AJ,A L	1
-963	141T6121-134		.RETAINER-SEAL	T,U,Y ,Z,AD ,AE,A G,AK	1
965	141T6121-37		.SEAL-BULB (MFD FROM EXTR RUBBER STOCK 39.0 IN. LONG)	R-U, W-AL	1
970	MS27253F4		.PLATE	R-U, W-AL	1

- Item Not Illustrated

52-11-06

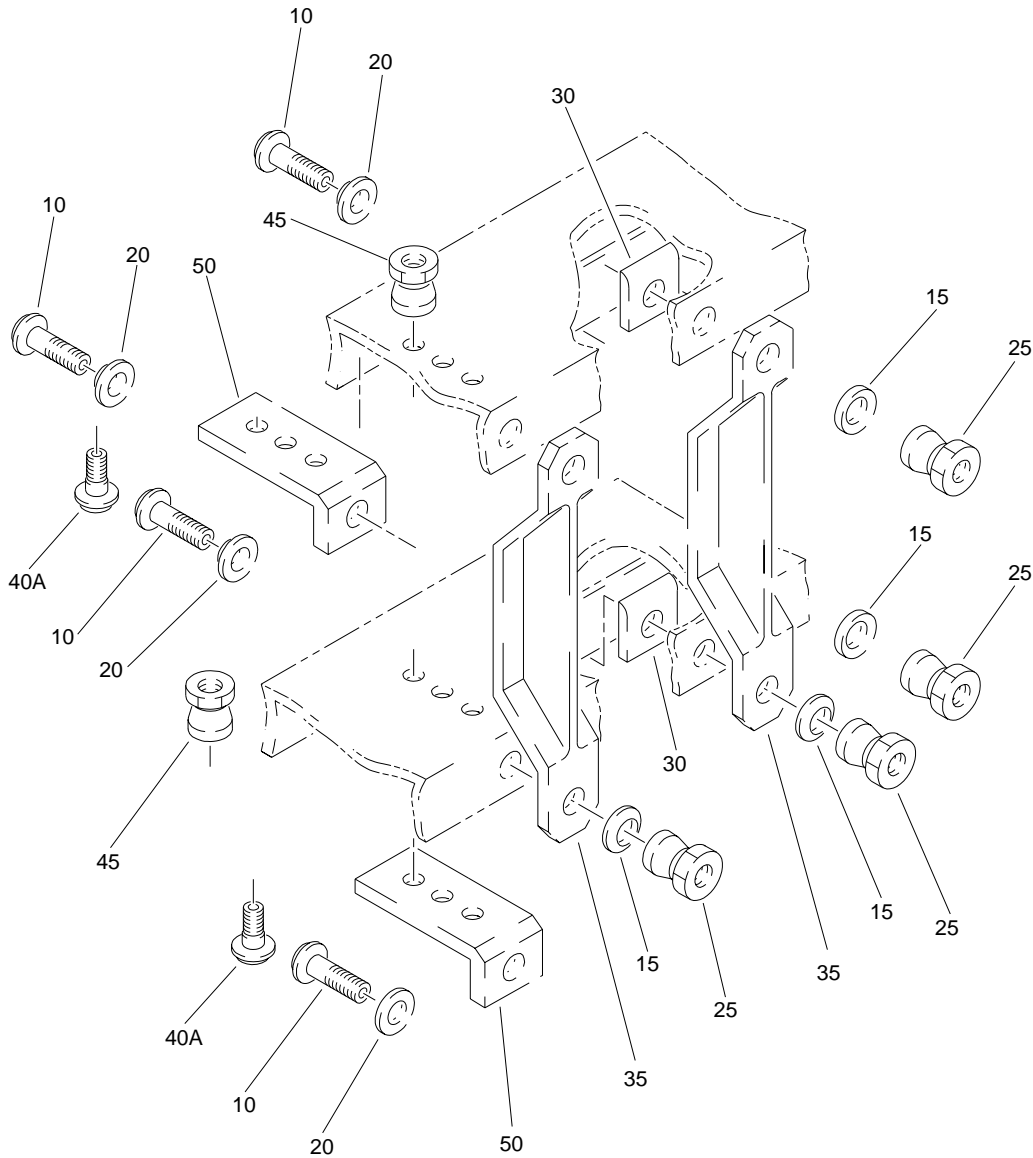
 ILLUSTRATED PARTS LIST
 01.1 Page 1084L
 Mar 01/04



Escape Slide and Bustle Support Installation
Figure 3 (Sheet 1)

52-11-06

ILLUSTRATED PARTS LIST
01.1 Page 1084M
Mar 01/04

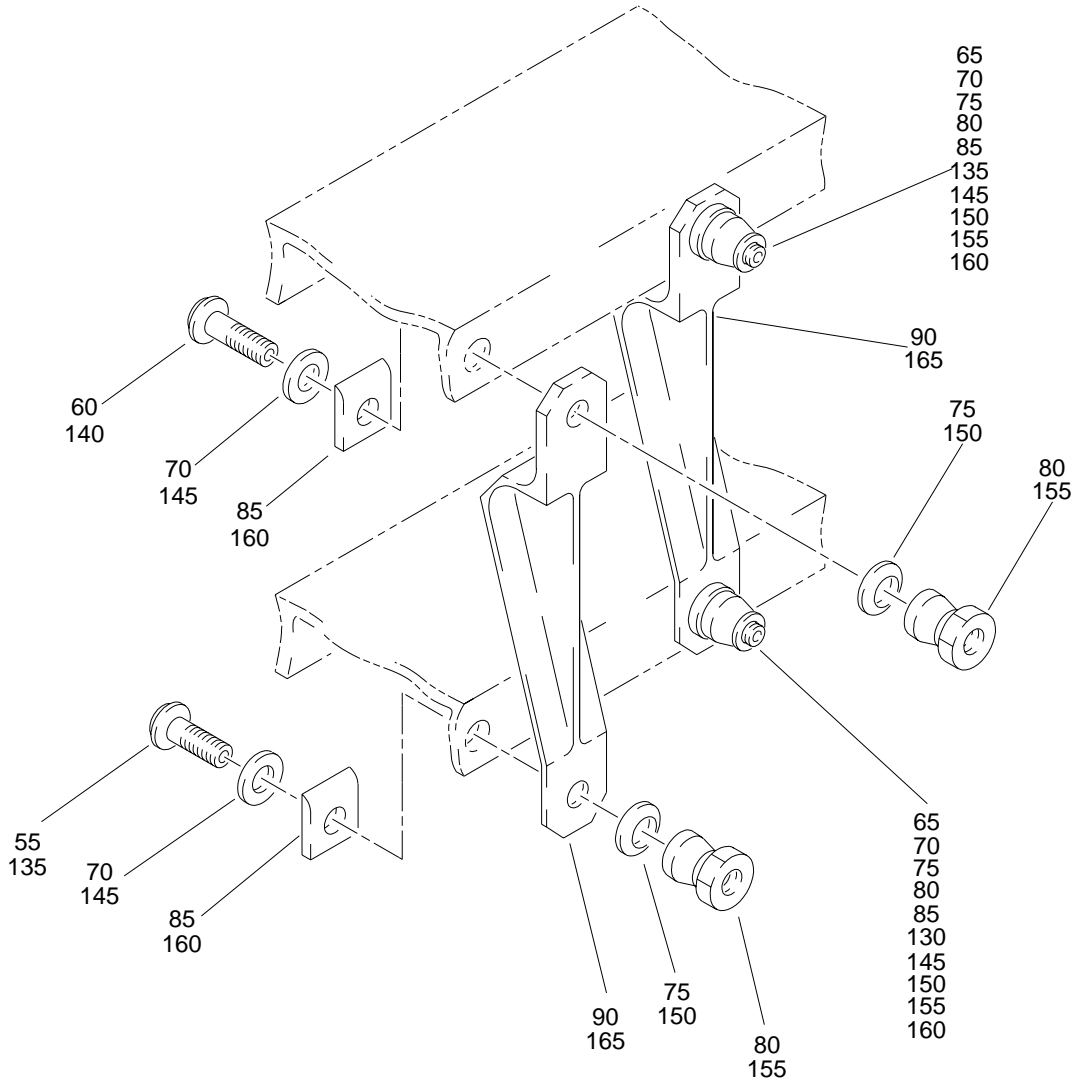


A

Escape Slide and Bustle Support Installation
Figure 3 (Sheet 2)

52-11-06

ILLUSTRATED PARTS LIST
01.1 Page 1084N
Mar 01/04

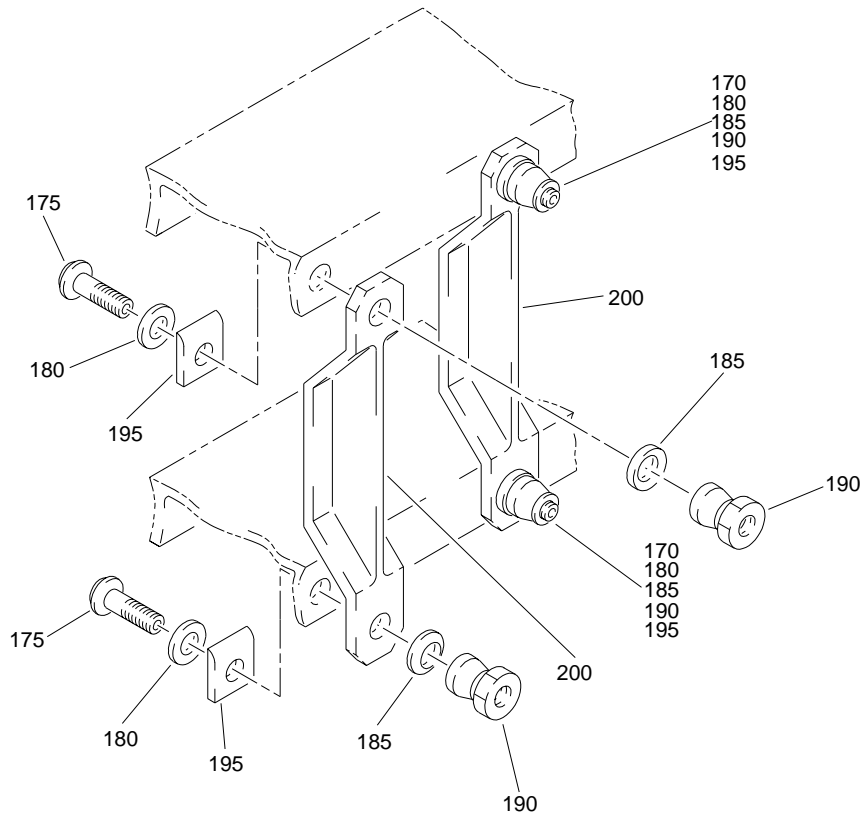


(B)

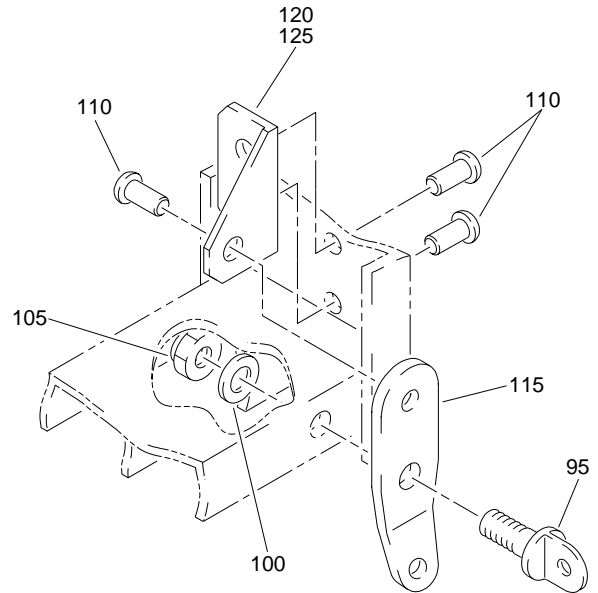
Escape Slide and Bustle Support Installation
Figure 3 (Sheet 3)

52-11-06

ILLUSTRATED PARTS LIST
01.1 Page 10840
Mar 01/04



(C)

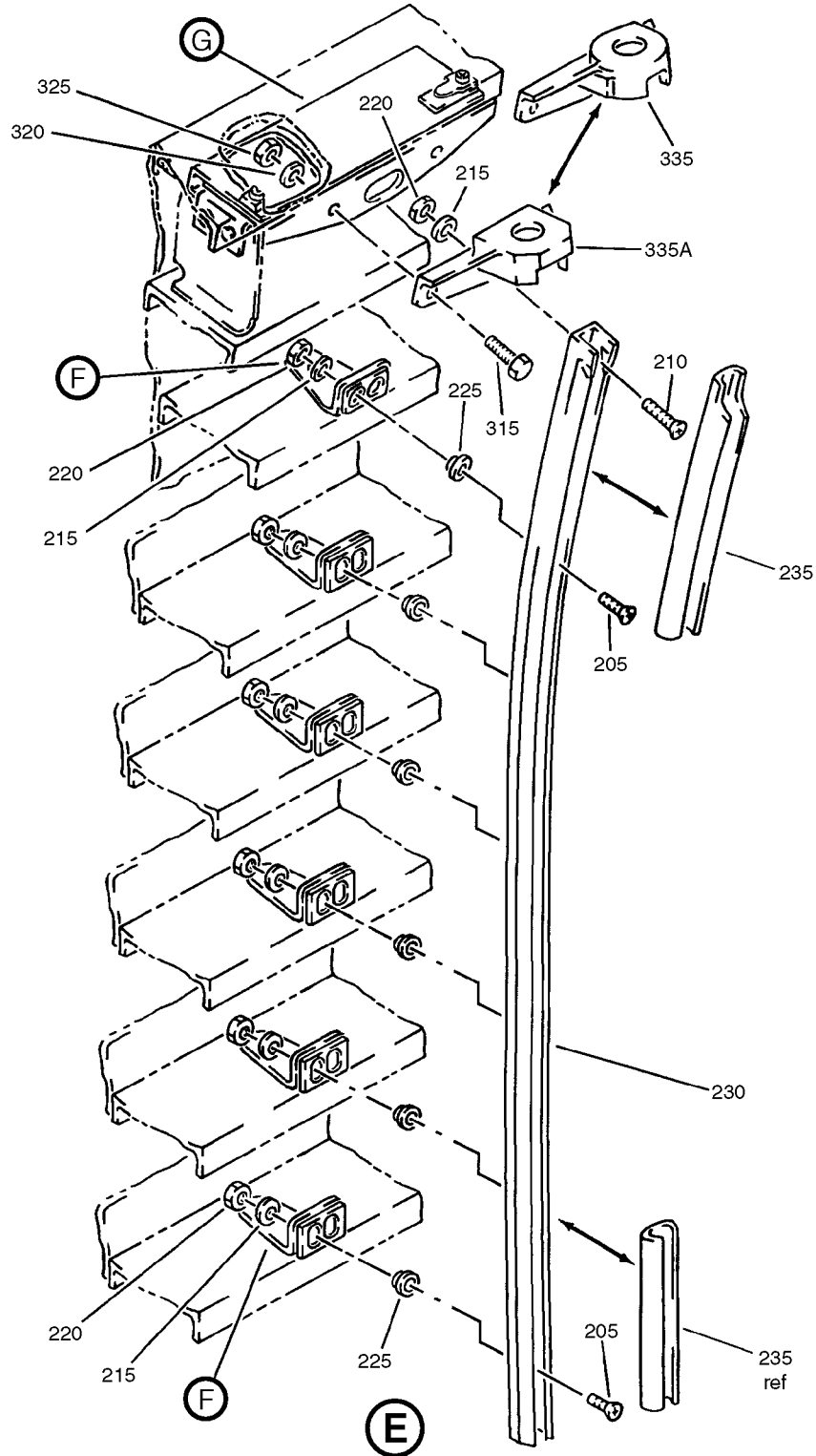


(D)

Escape Slide and Bustle Support Installation
 Figure 3 (Sheet 4)

52-11-06

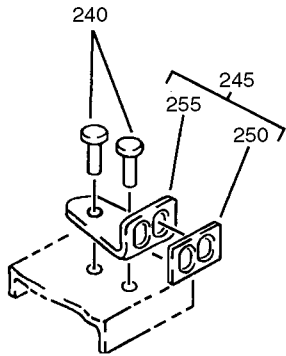
ILLUSTRATED PARTS LIST
 01.1 Page 1084P
 Mar 01/04



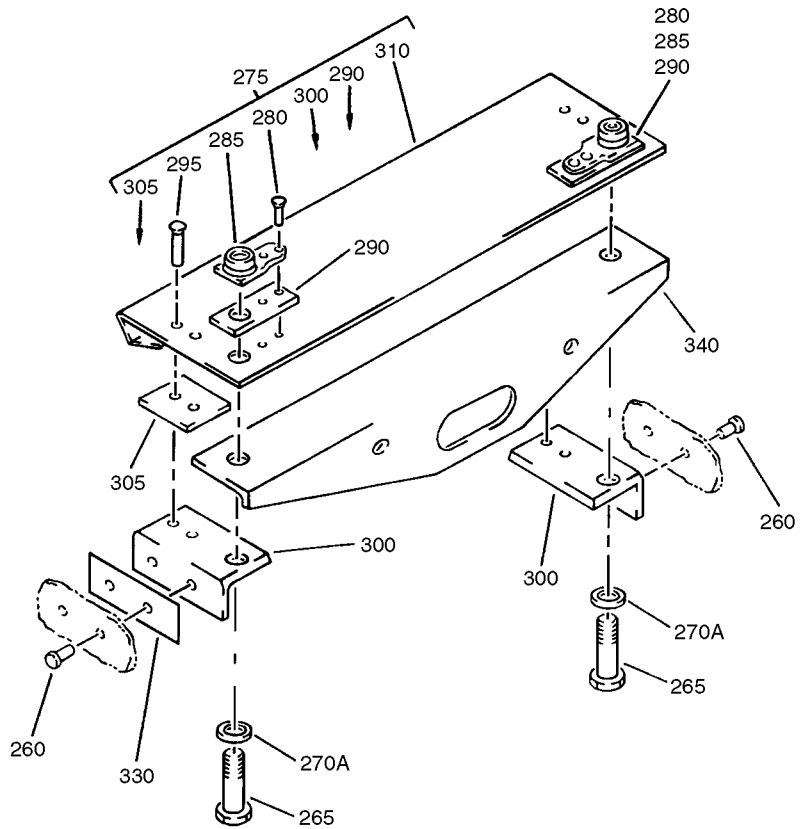
Escape Slide and Bustle Support Installation
Figure 3 (Sheet 5)

52-11-06

ILLUSTRATED PARTS LIST
01.1 Page 1084Q
Mar 01/04



(F)



(G)

Escape Slide and Bustle Support Installation
 Figure 3 (Sheet 6)

52-11-06

ILLUSTRATED PARTS LIST
 01.1 Page 1084R
 Mar 01/04

BOEING
COMPONENT
MAINTENANCE MANUAL

FIG. & ITEM	PART NO.	AIRLINE PART NUMBER	NOMENCLATURE 1234567	EFF CODE	QTY PER ASSY
03- -1A	416T2040-5		SUPPORT INSTL-ESCAPE SLIDE AND BUSTLE, LH DOOR	A-D, J ,L,N, R,S,A C	RF
-1B	416T2040-9		SUPPORT INSTL-ESCAPE SLIDE AND BUSTLE, LH DOOR	W,X,A A,AF, AJ	RF
-5	416T2040-6		SUPPORT INSTL-ESCAPE SLIDE AND BUSTLE, RH DOOR	E-H,K ,M,P, T,U,A E	RF
-5A	416T2040-10		SUPPORT INSTL-ESCAPE SLIDE AND BUSTLE, RH DOOR	Y,Z,A D,AG, AK	RF
10	HL1012AZ6-9		.BOLT- (V97928) (SPEC BACB30NX6K9) (OPT HL12VAZ6-9 (V73197)) (OPT HL12VAZ6-9 (V92215)) (OPT HL12VAZ6-9 (V97928)) (OPT L802-6K9 (V06725)) (OPT HL12VAZ6-9 (V56878)) (OPT HL1012AZ6-9 (V0PTK6)) (OPT HL1012AZ6-9 (V06725)) (OPT HL1012AZ6-9 (V06950)) (OPT HL1012AZ6-9 (V17446)) (OPT HL1012AZ6-9 (V56878)) (OPT HL1012AZ6-9 (V60516)) (OPT HL1012AZ6-9 (V73197))	A-P, R-U, W-AA, AC-AG ,AJ,A K	4

52-11-06

ILLUSTRATED PARTS LIST
01.1 Page 1084S
Mar 01/04

FIG. & ITEM	PART NO.	AIRLINE PART NUMBER	NOMENCLATURE 1234567	EFF CODE	QTY PER ASSY
03-15	K29913-3		.WASHER- (V15653) (SPEC BACW10CA3CC) (OPT 70191-3 (V56878)) (OPT 922008-3 (V60119)) (OPT 942008-3 (V60119))	A-P, R-U, W-AA, AC-AG ,AJ,A K	AR
20	K29646-3		.WASHER- (V15653) (SPEC BACW10CA3CV) (OPT 70188-3 (V56878)) (OPT 922007-3 (V60119)) (OPT 942007-3 (V60119))	A-P, R-U, W-AA, AC-AG ,AJ,A K	AR
25	HL1187-6		.COLLAR- (V5M902) (SPEC BACC30X6) (OPT HL87-6 (V92215)) (OPT HL87-6 (V73197)) (OPT HL1187-6 (V56878)) (OPT HL1187-6 (V92215)) (OPT HL87-6 (V56878)) (OPT HL1187-6 (V73197))	A-P, R-U,A C,AE	4
-25A	HL1087-6		.COLLAR- (V73197) (SPEC BACC30BH6) (OPT HL1087-6 (V56878)) (OPT HL1087-6 (V92215)) (OPT HL1087-6 (V9N513))	W-AA, AD,AF ,AG,A J,AK	4

52-11-06

 ILLUSTRATED PARTS LIST
 01.1 Page 1084T
 Mar 01/04

 **BOEING**
COMPONENT
MAINTENANCE MANUAL

FIG. & ITEM	PART NO.	AIRLINE PART NUMBER	NOMENCLATURE 1234567	EFF CODE	QTY PER ASSY
03-30	416T2192-1		. FILLER	A-P, R-U, W-AA, AC-AG ,AJ,A K	2
35	416T2308-1		. BRACKET-STRUT	A-P, R-U, W-AA, AC-AG ,AJ,A K	2
40 40A	HL10VAZ5-9 HL10VAZ5-2		DELETED . BOLT- (V60516) (SPEC BACB30MY5K2) (OPT B30MY5K2 (V97928))	A-P, R-U, W-AA, AC-AG ,AJ,A K	6
45	HL79-5		. COLLAR- (V5M902) (SPEC BACC30M5) (OPT HL70-5 (V73197)) (OPT HL70-5 (V92215)) (OPT 66014-5 (V56878)) (OPT HL70-5 (V56878))	A-P, R-U, W-AA, AC-AG ,AJ,A K	6

52-11-06

ILLUSTRATED PARTS LIST
01.1 Page 1084U
Mar 01/04

FIG. & ITEM	PART NO.	AIRLINE PART NUMBER	NOMENCLATURE 1234567	EFF CODE	QTY PER ASSY
03-50	416T2309-1		.CLIP	A-P, R-U, W-AA, AC-AG ,AJ,A K	2
55	HL1012AZ6-7		.BOLT- (V97928) (SPEC BACB30NX6K7) (OPT HL12VAZ6-7 (V73197)) (OPT HL12VAZ6-7 (V92215)) (OPT HL12VAZ6-7 (V97928)) (OPT L802-6K7 (V06725)) (OPT HL12VAZ6-7 (V56878)) (OPT HL1012AZ6-7 (V0PTK6)) (OPT HL1012AZ6-7 (V06725)) (OPT HL1012AZ6-7 (V06950)) (OPT HL1012AZ6-7 (V17446)) (OPT HL1012AZ6-7 (V56878)) (OPT HL1012AZ6-7 (V60516)) (OPT HL1012AZ6-7 (V73197))	A-P, R-U, W-AA, AC-AG ,AJ,A K	1

52-11-06

 ILLUSTRATED PARTS LIST
 01.1 Page 1084V
 Mar 01/04

 **BOEING**
COMPONENT
MAINTENANCE MANUAL

FIG. & ITEM	PART NO.	AIRLINE PART NUMBER	NOMENCLATURE 1234567	EFF CODE	QTY PER ASSY
03-60	HL1012AZ6-8		.BOLT- (V97928) (SPEC BACB30NX6K8) (OPT HL12VAZ6-8 (V73197)) (OPT HL12VAZ6-8 (V92215)) (OPT HL12VAZ6-8 (V97928)) (OPT L802-6K8 (V06725)) (OPT HL12VAZ6-8 (V56878)) (OPT HL1012AZ6-8 (V0PTK6)) (OPT HL1012AZ6-8 (V06725)) (OPT HL1012AZ6-8 (V06950)) (OPT HL1012AZ6-8 (V17446)) (OPT HL1012AZ6-8 (V56878)) (OPT HL1012AZ6-8 (V60516)) (OPT HL1012AZ6-8 (V73197))	A-P, R-U, W-AA, AC-AG, AJ,A K	2

52-11-06

ILLUSTRATED PARTS LIST
01.1 Page 1084W
Mar 01/04

FIG. & ITEM	PART NO.	AIRLINE PART NUMBER	NOMENCLATURE 1234567	EFF CODE	QTY PER ASSY
03-65	HL1012AZ6-9		.BOLT- (V97928) (SPEC BACB30NX6K9) (OPT HL12VAZ6-9 (V73197)) (OPT HL12VAZ6-9 (V92215)) (OPT HL12VAZ6-9 (V97928)) (OPT L802-6K9 (V06725)) (OPT HL12VAZ6-9 (V56878)) (OPT HL1012AZ6-9 (V0PTK6)) (OPT HL1012AZ6-9 (V06725)) (OPT HL1012AZ6-9 (V06950)) (OPT HL1012AZ6-9 (V17446)) (OPT HL1012AZ6-9 (V56878)) (OPT HL1012AZ6-9 (V60516)) (OPT HL1012AZ6-9 (V73197))	A-P, R-U, W-AA, AC-AG, AJ,A K	1
70	K29913-3		.WASHER- (V15653) (SPEC BACW10CA3CC) (OPT 70191-3 (V56878)) (OPT 922008-3 (V60119)) (OPT 942008-3 (V60119))	A-P, R-U, W-AA, AC-AG, AJ,A K	AR
75	K29646-3		.WASHER- (V15653) (SPEC BACW10CA3CV) (OPT 70188-3 (V56878)) (OPT 922007-3 (V60119)) (OPT 942007-3 (V60119))	A-P, R-U, W-AA, AC-AG, AJ,A K	AR

52-11-06

FIG. & ITEM	PART NO.	AIRLINE PART NUMBER	NOMENCLATURE 1234567	EFF CODE	QTY PER ASSY
03-80	HL1187-6		.COLLAR- (V5M902) (SPEC BACC30X6) (OPT HL87-6 (V92215)) (OPT HL87-6 (V73197)) (OPT HL1187-6 (V56878)) (OPT HL1187-6 (V92215)) (OPT HL87-6 (V56878)) (OPT HL1187-6 (V73197))	A-P, R-U, W-AA, AC-AG ,AJ,A K	4
85	416T2192-1		.FILLER	A-P, R-U, W-AA, AC-AG ,AJ,A K	4
90	416T2193-1		.BRACKET	A-P, R-U, W-AA, AC-AG ,AJ,A K	2
95	AN42BC5		.EYEBOLT	A-P, R-U, W-AA, AC-AG ,AJ,A K	2
100	NAS1149C0363R		.WASHER	A-P, R-U, W-AA, AC-AG ,AJ,A K	2

52-11-06

ILLUSTRATED PARTS LIST
01.1 Page 1084Y
Mar 01/04

FIG. & ITEM	PART NO.	AIRLINE PART NUMBER	NOMENCLATURE 1234567	EFF CODE	QTY PER ASSY
03-105	BRH10C3M		.NUT- (V52828) (SPEC BACN10JC3CM) (OPT T6C1032JM (V11815)) (OPT 97E02 (V80539)) (OPT 109LH9075-3W (V72962)) (OPT VN303D02 (V92215)) (OPT NS202101SE02 (V80539)) (OPT H01-3BAC (V15653))	A-P, R-U, W-AA, AC-AG ,AJ,A K	2
110	BACR15FT6KE		.RIVET- (SIZE DETERMINE ON INST)	A-P, R-U, W-AA, AC-AG ,AJ,A K	6
115	416T2191-3		.TANG	A-P, R-U, W-AA, AC-AG ,AJ,A K	2
120	416T2197-2		.CLIP	A-P, R-U,A C,AE J,AK	1
-120A	416T2197-1		.CLIP	W-AA, AD,AF ,AG,A J,AK	1
125	416T2197-1		.CLIP	A-P, R-U,A C,AE J,AK	1
-125A	416T2197-2		.CLIP	W-AA, AD,AF ,AG,A J,AK	1

52-11-06

 ILLUSTRATED PARTS LIST
 01.1 Page 1084Z
 Mar 01/04

 **BOEING**
COMPONENT
MAINTENANCE MANUAL

FIG. & ITEM	PART NO.	AIRLINE PART NUMBER	NOMENCLATURE	EFF CODE	QTY PER ASSY
03-130	HL1012AZ6-7		1234567 .BOLT- (V97928) (SPEC BACB30NX6K7) (OPT HL12VAZ6-7 (V73197)) (OPT HL12VAZ6-7 (V92215)) (OPT HL12VAZ6-7 (V97928)) (OPT L802-6K7 (V06725)) (OPT HL12VAZ6-7 (V56878)) (OPT HL1012AZ6-7 (V0PTK6)) (OPT HL1012AZ6-7 (V06725)) (OPT HL1012AZ6-7 (V06950)) (OPT HL1012AZ6-7 (V17446)) (OPT HL1012AZ6-7 (V56878)) (OPT HL1012AZ6-7 (V60516)) (OPT HL1012AZ6-7 (V73197))	A-P, R-U, W-AA, AC-AG, AJ,A K	1

52-11-06

ILLUSTRATED PARTS LIST
01.1 Page 1085
Mar 01/04

FIG. & ITEM	PART NO.	AIRLINE PART NUMBER	NOMENCLATURE 1234567	EFF CODE	QTY PER ASSY
03-135	HL1012AZ6-8		.BOLT- (V97928) (SPEC BACB30NX6K8) (OPT HL12VAZ6-8 (V73197)) (OPT HL12VAZ6-8 (V92215)) (OPT HL12VAZ6-8 (V97928)) (OPT L802-6K8 (V06725)) (OPT HL12VAZ6-8 (V56878)) (OPT HL1012AZ6-8 (V0PTK6)) (OPT HL1012AZ6-8 (V06725)) (OPT HL1012AZ6-8 (V06950)) (OPT HL1012AZ6-8 (V17446)) (OPT HL1012AZ6-8 (V56878)) (OPT HL1012AZ6-8 (V60516)) (OPT HL1012AZ6-8 (V73197))	A-P, R-U, W-AA, AC-AG ,AJ,A K	2

52-11-06

ILLUSTRATED PARTS LIST
01.1 Page 1086
Mar 01/04

 **BOEING**
COMPONENT
MAINTENANCE MANUAL

FIG. & ITEM	PART NO.	AIRLINE PART NUMBER	NOMENCLATURE 1234567	EFF CODE	QTY PER ASSY
03-140	HL1012AZ6-9		.BOLT- (V97928) (SPEC BACB30NX6K9) (OPT HL12VAZ6-9 (V73197)) (OPT HL12VAZ6-9 (V92215)) (OPT HL12VAZ6-9 (V97928)) (OPT L802-6K9 (V06725)) (OPT HL12VAZ6-9 (V56878)) (OPT HL1012AZ6-9 (V0PTK6)) (OPT HL1012AZ6-9 (V06725)) (OPT HL1012AZ6-9 (V06950)) (OPT HL1012AZ6-9 (V17446)) (OPT HL1012AZ6-9 (V56878)) (OPT HL1012AZ6-9 (V60516)) (OPT HL1012AZ6-9 (V73197))	A-P, R-U, W-AA, AC-AG, AJ,A K	1
145	K29913-3		.WASHER- (V15653) (SPEC BACW10CA3CC) (OPT 70191-3 (V56878)) (OPT 922008-3 (V60119)) (OPT 942008-3 (V60119))	A-P, R-U, W-AA, AC-AG, AJ,A K	AR
150	K29646-3		.WASHER- (V15653) (SPEC BACW10CA3CV) (OPT 70188-3 (V56878)) (OPT 922007-3 (V60119)) (OPT 942007-3 (V60119))	A-P, R-U, W-AA, AC-AG, AJ,A K	AR

52-11-06

FIG. & ITEM	PART NO.	AIRLINE PART NUMBER	NOMENCLATURE 1234567	EFF CODE	QTY PER ASSY
03-155	HL1187-6		.COLLAR- (V5M902) (SPEC BACC30X6) (OPT HL87-6 (V92215)) (OPT HL87-6 (V73197)) (OPT HL1187-6 (V56878)) (OPT HL1187-6 (V92215)) (OPT HL87-6 (V56878)) (OPT HL1187-6 (V73197))	A-P, R-U, A C,AE	4
-155A	HL1087-6		.COLLAR- (V73197) (SPEC BACC30BH6) (OPT HL1087-6 (V56878)) (OPT HL1087-6 (V92215)) (OPT HL1087-6 (V9N513))	W-AA, AD,AF ,AG,A J,AK	4
160	416T2192-1		.FILLER	A-P, R-U, W-AA, AC-AG ,AJ,A K	4
165	416T2193-1		.BRACKET	A-P, R-U, W-AA, AC-AG ,AJ,A K	2

52-11-06

 ILLUSTRATED PARTS LIST
 01.1 Page 1086B
 Mar 01/04

 **BOEING**
COMPONENT
MAINTENANCE MANUAL

FIG. & ITEM	PART NO.	AIRLINE PART NUMBER	NOMENCLATURE 1234567	EFF CODE	QTY PER ASSY
03-170	HL1012AZ6-7		.BOLT- (V97928) (SPEC BACB30NX6K7) (OPT HL12VAZ6-7 (V73197)) (OPT HL12VAZ6-7 (V92215)) (OPT HL12VAZ6-7 (V97928)) (OPT L802-6K7 (V06725)) (OPT HL12VAZ6-7 (V56878)) (OPT HL1012AZ6-7 (V0PTK6)) (OPT HL1012AZ6-7 (V06725)) (OPT HL1012AZ6-7 (V06950)) (OPT HL1012AZ6-7 (V17446)) (OPT HL1012AZ6-7 (V56878)) (OPT HL1012AZ6-7 (V60516)) (OPT HL1012AZ6-7 (V73197))	A-P, R-U, W-AA, AC-AG ,AJ,A K	2

52-11-06

ILLUSTRATED PARTS LIST
01.1 Page 1086C
Mar 01/04

FIG. & ITEM	PART NO.	AIRLINE PART NUMBER	NOMENCLATURE	EFF CODE	QTY PER ASSY
			1234567		
03-175	HL1012AZ6-8		.BOLT- (V97928) (SPEC BACB30NX6K8) (OPT HL12VAZ6-8 (V73197)) (OPT HL12VAZ6-8 (V92215)) (OPT HL12VAZ6-8 (V97928)) (OPT L802-6K8 (V06725)) (OPT HL12VAZ6-8 (V56878)) (OPT HL1012AZ6-8 (V0PTK6)) (OPT HL1012AZ6-8 (V06725)) (OPT HL1012AZ6-8 (V06950)) (OPT HL1012AZ6-8 (V17446)) (OPT HL1012AZ6-8 (V56878)) (OPT HL1012AZ6-8 (V60516)) (OPT HL1012AZ6-8 (V73197))	A-P, R-U, W-AA, AC-AG ,AJ,A K	2
180	K29913-3		.WASHER- (V15653) (SPEC BACW10CA3CC) (OPT 70191-3 (V56878)) (OPT 922008-3 (V60119)) (OPT 942008-3 (V60119))	A-P, R-U, W-AA, AC-AG ,AJ,A K	AR
185	K29646-3		.WASHER- (V15653) (SPEC BACW10CA3CV) (OPT 70188-3 (V56878)) (OPT 922007-3 (V60119)) (OPT 942007-3 (V60119))	A-P, R-U, W-AA, AC-AG ,AJ,A K	AR

52-11-06

 **BOEING**
COMPONENT
MAINTENANCE MANUAL

FIG. & ITEM	PART NO.	AIRLINE PART NUMBER	NOMENCLATURE 1234567	EFF CODE	QTY PER ASSY
03-190	HL1187-6		.COLLAR- (V5M902) (SPEC BACC30X6) (OPT HL87-6 (V92215)) (OPT HL87-6 (V73197)) (OPT HL1187-6 (V56878)) (OPT HL1187-6 (V92215)) (OPT HL87-6 (V56878)) (OPT HL1187-6 (V73197))	A-P, R-U, A C,AE	4
-190A	HL1087-6		.COLLAR- (V73197) (SPEC BACC30BH6) (OPT HL1087-6 (V56878)) (OPT HL1087-6 (V92215)) (OPT HL1087-6 (V9N513))	W-AA, AD,AF ,AG,A J,AK	4
195	416T2192-1		.FILLER	A-P, R-U, W-AA, AC-AG ,AJ,A K	4
200	416T2194-2		.BRACKET	A-P, R-U, W-AA, AC-AG ,AJ,A K	2
205	NAS514P1032-8		.SCREW	A-P, R-U, W-AA, AC-AG ,AJ,A K	6

52-11-06

ILLUSTRATED PARTS LIST
01.1 Page 1086E
Mar 01/04

FIG. & ITEM	PART NO.	AIRLINE PART NUMBER	NOMENCLATURE 1234567	EFF CODE	QTY PER ASSY
03-210	NAS514P1032-10		.SCREW	A-P, R-U, W-AA, AC-AG ,AJ,A K	1
215	NAS1149F0363P		.WASHER	A-P, R-U, W-AA, AC-AG ,AJ,A K	7
220	H10-3BAC		.NUT- (V15653) (SPEC BACN10JC3) (OPT NS202101-02 (V80539)) (OPT RMLH9075-3W (V72962)) (OPT VN303A02 (V92215)) (OPT 96-02 (V80539)) (OPT BRH10A3 (V52828)) (OPT T6S1032J (V11815))	A-P, R-U,A C,AE	7
-220A	BRH10C3D		.NUT- (V52828) (SPEC BACN10JC3CD) (OPT T6C1032JCD (V11815)) (OPT NS202486-02 (V80539)) (OPT 102LH9075-3W (V72962)) (OPT H51650-3BAC (V15653))	W-AA, AD,AF ,AG,A J,AK	7

52-11-06

 ILLUSTRATED PARTS LIST
 01.1 Page 1086F
 Mar 01/04

 **BOEING**
COMPONENT
MAINTENANCE MANUAL

FIG. & ITEM	PART NO.	AIRLINE PART NUMBER	NOMENCLATURE 1234567	EFF CODE	QTY PER ASSY
03-225	416T2164-15		.BUSHING	A-P, R-U, W-AA, AC-AG ,AJ,A K	6
230	416T2180-2		.GUIDE-TRACK (OPT ITEM 235)	A-P, R-U, W-AA, AC-AG ,AJ,A K	1
235	416T2180-3		.GUIDE-TRACK (OPT ITEM 230)	A-P, R-U, W-AA, AC-AG ,AJ,A K	1
240	BACR15FT6KE		.RIVET- (SIZE DETERMINE ON INST)	A-P, R-U, W-AA, AC-AG ,AJ,A K	12
245	416T2204-1		.BRACKET ASSY-TRACK SPRT	A-P, R-U, W-AA, AC-AG ,AJ,A K	6

52-11-06

ILLUSTRATED PARTS LIST
01.1 Page 1086G
Mar 01/04

FIG. & ITEM	PART NO.	AIRLINE PART NUMBER	NOMENCLATURE 1234567	EFF CODE	QTY PER ASSY
03-250	416T2204-5		..PAD	A-P, R-U, W-AA, AC-AG ,AJ,A K	1
255	416T2204-3		..BRACKET	A-P, R-U, W-AA, AC-AG ,AJ,A K	1
260	BACR15FT5KE		.RIVET- (SIZE DETERMINE ON INST)	A-P, R-U, W-AA, AC-AG ,AJ,A K	4
265	BACB30LJ4-6		.BOLT	A-P, R-U, W-AA, AC-AG ,AJ,A K	2
270 270A	NAS1149F0463J NAS1149F0463P		DELETED .WASHER	A-P, R-U, W-AA, AC-AG ,AJ,A K	2
275	416T2199-1		.BRACKET ASSY-FWD	A-P, R-U, W-AA, AC-AG ,AJ,A K	1

52-11-06

 ILLUSTRATED PARTS LIST
 01.1 Page 1086H
 Mar 01/04

 **BOEING**
COMPONENT
MAINTENANCE MANUAL

FIG. & ITEM	PART NO.	AIRLINE PART NUMBER	NOMENCLATURE 1234567	EFF CODE	QTY PER ASSY
03-280	BACR15BA3AD5		..RIVET	A-P, R-U, W-AA, AC-AG ,AJ,A K	4
285	BRF100A4		..NUTPLATE- (V52828) (SPEC BACN10KB4F) (OPT NS103185-048 (V80539)) (OPT RMF9207-4 (V72962)) (OPT T8114S428S (V11815)) (OPT VN151A1-048 (V92215)) (OPT F2000-4 (V15653))	A-P, R-U, W-AA, AC-AG ,AJ,A K	2
290	BACF3F006N014NN		..FILLER	A-P, R-U, W-AA, AC-AG ,AJ,A K	2
295	BACR15BB4AD7		..RIVET	A-P, R-U, W-AA, AC-AG ,AJ,A K	4
300	416T2203-1		..CLIP	A-P, R-U, W-AA, AC-AG ,AJ,A K	2
305	BACF3F010P010NN		..FILLER	A-P, R-U, W-AA, AC-AG ,AJ,A K	2

52-11-06

ILLUSTRATED PARTS LIST
01.1 Page 1086I
Mar 01/04

FIG. & ITEM	PART NO.	AIRLINE PART NUMBER	NOMENCLATURE 1234567	EFF CODE	QTY PER ASSY
03-310	416T2200-2		. .BRACKET	A-P, R-U, W-AA, AC-AG ,AJ,A K	1
315	BACB30LJ4-7		.BOLT	A-P, R-U, W-AA, AC-AG ,AJ,A K	2
320	NAS1149F0463P		.WASHER	A-P, R-U, W-AA, AC-AG ,AJ,A K	4
325	BRH10C4D		.NUT- (V52828) (SPEC BACN10JC4CD) (OPT T6C428JCD (V11815)) (OPT NS202486-048 (V80539)) (OPT 102LH9075-4W (V72962)) (OPT H51650-4BAC (V15653))	A-P, R-U, W-AA, AC-AG ,AJ,A K	2

52-11-06

 ILLUSTRATED PARTS LIST
 01.1 Page 1086J
 Mar 01/04

FIG. & ITEM	PART NO.	AIRLINE PART NUMBER	NOMENCLATURE 1234567	EFF CODE	QTY PER ASSY
03-330	BACS40R08C20F		.SHIM	A-P, R-U,A C,AE	1
-330A	BACS40R008C020F		.SHIM	W-AA, AD,AF ,AG,A J,AK	1
335	416T2182-2		.BODY-UPR LATCH (OPT ITEM 335A)	A-P, R-U,A C,AE	1
335A	416T2182-5		.BODY-UPR LATCH (OPT ITEM 335)	A-P, R-U,A C,AE	1
-335B	416T4021-2		.BODY-UPR LATCH	W-AA, AD,AF ,AG,A J,AK	1
340	416T2202-1		.ANGLE-LOCK SPRT	A-P, R-U, W-AA, AC-AG ,AJ,A K	1

- Item Not Illustrated